



LIFE, AND ACCIDENT AND HEALTH COMPANIES/FRATERNAL BENEFIT SOCIETIES - ASSOCIATION EDITION

ANNUAL STATEMENT

FOR THE YEAR ENDED DECEMBER 31, 2021  
OF THE CONDITION AND AFFAIRS OF THE

American Equity Investment Life Insurance Company of New York

NAIC Group Code26582658NAIC Company Code11135Employer's ID Number22-3762465  
(Current)(Prior)

Organized under the Laws ofNew York, State of Domicile or Port of EntryNY

Country of DomicileUnited States of America

Licensed as business type:Life, Accident and Health [ X ] Fraternal Benefit Societies [ ]

Incorporated/Organized03/01/2001Commenced Business07/01/2001

Statutory Home Office1979 Marcus Avenue, Ste 210Lake Success, NY, US 11042  
(Street and Number)(City or Town, State, Country and Zip Code)

Main Administrative Office6000 Westown Pkwy  
(Street and Number)  
West Des Moines, IA, US 50266-5921866-233-6660  
(City or Town, State, Country and Zip Code)(Area Code) (Telephone Number)

Mail AddressPO Box 71157Des Moines, IA, US 50325  
(Street and Number or P.O. Box)(City or Town, State, Country and Zip Code)

Primary Location of Books and Records6000 Westown Pkwy  
(Street and Number)  
West Des Moines, IA, US 50266-5921515-221-0002  
(City or Town, State, Country and Zip Code)(Area Code) (Telephone Number)

Internet Website Addresswww.eagle-lifeco.com/american-equity-of-new-york

Statutory Statement ContactChelsea Jennifer Fichtner515-273-3876  
(Name)(Area Code) (Telephone Number)  
chelsea.fichtner@american-equity.com515-440-2715  
(E-mail Address)(FAX Number)

OFFICERS

PresidentRonald James GrensteinerSenior Vice President - Accounting & ControllerScott Anthony Samuelson #

Executive Vice President, Chief Legal Officer & SecretaryPhyllis Joy Zanghi #Senior Vice President & Chief Corporate ActuaryChristopher Alan Plucar

OTHER

Anant Bhalla

DIRECTORS OR TRUSTEES

Anant BhallaBrenda Jean CushingRonald James Grensteiner

James Louis Hamalainen #Douglas Taylor HealyRobert Lee Howe

David Stephen Mulcahy

State ofIowaSS

County ofPolk

The officers of this reporting entity being duly sworn, each depose and say that they are the described officers of said reporting entity, and that on the reporting period stated above, all of the herein described assets were the absolute property of the said reporting entity, free and clear from any liens or claims thereon, except as herein stated, and that this statement, together with related exhibits, schedules and explanations therein contained, annexed or referred to, is a full and true statement of all the assets and liabilities and of the condition and affairs of the said reporting entity as of the reporting period stated above, and of its income and deductions therefrom for the period ended, and have been completed in accordance with the NAIC Annual Statement Instructions and Accounting Practices and Procedures manual except to the extent that: (1) state law may differ; or, (2) that state rules or regulations require differences in reporting not related to accounting practices and procedures, according to the best of their information, knowledge and belief, respectively. Furthermore, the scope of this attestation by the described officers also includes the related corresponding electronic filing with the NAIC, when required, that is an exact copy (except for formatting differences due to electronic filing) of the enclosed statement. The electronic filing may be requested by various regulators in lieu of or in addition to the enclosed statement.

Ronald James GrensteinerPhyllis Joy ZanghiScott Anthony Samuelson  
PresidentExecutive Vice President, Chief Legal Officer & SecretarySenior Vice President - Accounting & Controller

Subscribed and sworn to before me this18th day ofFebruary 2022

a. Is this an original filing? Yes [ X ] No [ ]

b. If no,  
1. State the amendment number.....  
2. Date filed .....  
3. Number of pages attached.....

Rebecca S Modlin

March 3, 2023

ANNUAL STATEMENT FOR THE YEAR 2021 OF THE AMERICAN EQUITY INVESTMENT LIFE INSURANCE COMPANY  
OF NEW YORK

ASSETS

	Current Year			Prior Year
	1 Assets	2 Nonadmitted Assets	3 Net Admitted Assets (Cols. 1 - 2)	4 Net Admitted Assets
1. Bonds (Schedule D) .....	159,245,584		159,245,584	168,398,207
2. Stocks (Schedule D):				
2.1 Preferred stocks .....				
2.2 Common stocks .....	46,427		46,427	
3. Mortgage loans on real estate (Schedule B):				
3.1 First liens .....				
3.2 Other than first liens .....				
4. Real estate (Schedule A):				
4.1 Properties occupied by the company (less \$ .....				
encumbrances) .....				
4.2 Properties held for the production of income (less				
\$ .....				
encumbrances) .....				
4.3 Properties held for sale (less \$ .....				
encumbrances) .....				
5. Cash (\$ .....219,380 , Schedule E - Part 1), cash equivalents				
(\$ .....5,944,490 , Schedule E - Part 2) and short-term				
investments (\$ ..... , Schedule DA) .....	6,163,870		6,163,870	6,769,361
6. Contract loans (including \$ ..... premium notes) .....				
7. Derivatives (Schedule DB) .....				
8. Other invested assets (Schedule BA) .....	3,136,244		3,136,244	3,149,682
9. Receivables for securities .....	71		71	1,000,139
10. Securities lending reinvested collateral assets (Schedule DL) .....				
11. Aggregate write-ins for invested assets .....				
12. Subtotals, cash and invested assets (Lines 1 to 11) .....	168,592,196		168,592,196	179,317,389
13. Title plants less \$ ..... charged off (for Title insurers				
only) .....				
14. Investment income due and accrued .....	1,633,044		1,633,044	1,678,045
15. Premiums and considerations:				
15.1 Uncollected premiums and agents' balances in the course of collection .....				
15.2 Deferred premiums and agents' balances and installments booked but				
deferred and not yet due (including \$ .....				
earned but unbilled premiums) .....				
15.3 Accrued retrospective premiums (\$ ..... ) and				
contracts subject to redetermination (\$ ..... ) .....				
16. Reinsurance:				
16.1 Amounts recoverable from reinsurers .....				
16.2 Funds held by or deposited with reinsured companies .....				
16.3 Other amounts receivable under reinsurance contracts .....				
17. Amounts receivable relating to uninsured plans .....				
18.1 Current federal and foreign income tax recoverable and interest thereon ....				
18.2 Net deferred tax asset .....	2,031,978	1,894,732	137,246	317,744
19. Guaranty funds receivable or on deposit .....				
20. Electronic data processing equipment and software .....				
21. Furniture and equipment, including health care delivery assets				
(\$ ..... ) .....				
22. Net adjustment in assets and liabilities due to foreign exchange rates .....				
23. Receivables from parent, subsidiaries and affiliates .....				
24. Health care (\$ ..... ) and other amounts receivable .....				
25. Aggregate write-ins for other than invested assets .....	4,884		4,884	5,122
26. Total assets excluding Separate Accounts, Segregated Accounts and				
Protected Cell Accounts (Lines 12 to 25) .....	172,262,102	1,894,732	170,367,370	181,318,300
27. From Separate Accounts, Segregated Accounts and Protected Cell				
Accounts .....				
28. Total (Lines 26 and 27) .....	172,262,102	1,894,732	170,367,370	181,318,300
DETAILS OF WRITE-INS				
1101. ....				
1102. ....				
1103. ....				
1198. Summary of remaining write-ins for Line 11 from overflow page .....				
1199. Totals (Lines 1101 thru 1103 plus 1198)(Line 11 above)				
2501. STATE INCOME TAX RECOVERABLE .....	4,884		4,884	5,122
2502. ....				
2503. ....				
2598. Summary of remaining write-ins for Line 25 from overflow page .....				
2599. Totals (Lines 2501 thru 2503 plus 2598)(Line 25 above)	4,884		4,884	5,122

ANNUAL STATEMENT FOR THE YEAR 2021 OF THE AMERICAN EQUITY INVESTMENT LIFE INSURANCE COMPANY  
OF NEW YORK

LIABILITIES, SURPLUS AND OTHER FUNDS

	1 Current Year	2 Prior Year
1. Aggregate reserve for life contracts \$ ..... 122,563,943 (Exh. 5, Line 9999999) less \$ ..... included in Line 6.3 (including \$ ..... Modco Reserve) .....	122,563,943	132,977,889
2. Aggregate reserve for accident and health contracts (including \$ ..... Modco Reserve) .....		
3. Liability for deposit-type contracts (Exhibit 7, Line 14, Col. 1) (including \$ ..... Modco Reserve) .....	1,297,679	1,099,387
4. Contract claims:		
4.1 Life (Exhibit 8, Part 1, Line 4.4, Col. 1 less sum of Cols. 9, 10 and 11) .....	756,971	838,934
4.2 Accident and health (Exhibit 8, Part 1, Line 4.4, sum of Cols. 9, 10 and 11) .....		
5. Policyholders' dividends/refunds to members \$ ..... and coupons \$ ..... due and unpaid (Exhibit 4, Line 10) .....		
6. Provision for policyholders' dividends, refunds to members and coupons payable in following calendar year - estimated amounts:		
6.1 Policyholders' dividends and refunds to members apportioned for payment (including \$ ..... Modco) .....		
6.2 Policyholders' dividends and refunds to members not yet apportioned (including \$ ..... Modco) .....		
6.3 Coupons and similar benefits (including \$ ..... Modco) .....		
7. Amount provisionally held for deferred dividend policies not included in Line 6 .....		
8. Premiums and annuity considerations for life and accident and health contracts received in advance less \$ ..... discount; including \$ ..... accident and health premiums (Exhibit 1, Part 1, Col. 1, sum of lines 4 and 14) .....		
9. Contract liabilities not included elsewhere:		
9.1 Surrender values on canceled contracts .....		
9.2 Provision for experience rating refunds, including the liability of \$ ..... accident and health experience rating refunds of which \$ ..... is for medical loss ratio rebate per the Public Health Service Act .....		
9.3 Other amounts payable on reinsurance, including \$ ..... assumed and \$ ..... ceded .....		
9.4 Interest maintenance reserve (IMR, Line 6) .....	505,528	543,723
10. Commissions to agents due or accrued-life and annuity contracts \$ ..... accident and health \$ ..... and deposit-type contract funds \$ ..... .....		
11. Commissions and expense allowances payable on reinsurance assumed .....		
12. General expenses due or accrued (Exhibit 2, Line 12, Col. 7) .....	20,875	42,500
13. Transfers to Separate Accounts due or accrued (net) (including \$ ..... accrued for expense allowances recognized in reserves, net of reinsured allowances) .....		
14. Taxes, licenses and fees due or accrued, excluding federal income taxes (Exhibit 3, Line 9, Col. 6) .....		7,700
15.1 Current federal and foreign income taxes, including \$ ..... on realized capital gains (losses) .....	344,736	566,730
15.2 Net deferred tax liability .....		
16. Unearned investment income .....		
17. Amounts withheld or retained by reporting entity as agent or trustee .....	67,740	11,830
18. Amounts held for agents' account, including \$ ..... agents' credit balances .....		
19. Remittances and items not allocated .....	3,171	2,171
20. Net adjustment in assets and liabilities due to foreign exchange rates .....		
21. Liability for benefits for employees and agents if not included above .....		
22. Borrowed money \$ ..... and interest thereon \$ ..... .....		
23. Dividends to stockholders declared and unpaid .....		
24. Miscellaneous liabilities:		
24.01 Asset valuation reserve (AVR, Line 16, Col. 7) .....	1,151,993	1,172,694
24.02 Reinsurance in unauthorized and certified (\$ ..... ) companies .....		
24.03 Funds held under reinsurance treaties with unauthorized and certified (\$ ..... ) reinsurers .....		
24.04 Payable to parent, subsidiaries and affiliates .....	46,002	67,312
24.05 Drafts outstanding .....		
24.06 Liability for amounts held under uninsured plans .....		
24.07 Funds held under coinsurance .....		
24.08 Derivatives .....		
24.09 Payable for securities .....		1,779,990
24.10 Payable for securities lending .....		
24.11 Capital notes \$ ..... and interest thereon \$ ..... .....		
25. Aggregate write-ins for liabilities .....		
26. Total liabilities excluding Separate Accounts business (Lines 1 to 25) .....	126,758,639	139,110,860
27. From Separate Accounts Statement .....		
28. Total liabilities (Lines 26 and 27) .....	126,758,639	139,110,860
29. Common capital stock .....	2,000,000	2,000,000
30. Preferred capital stock .....		
31. Aggregate write-ins for other than special surplus funds .....		
32. Surplus notes .....		
33. Gross paid in and contributed surplus (Page 3, Line 33, Col. 2 plus Page 4, Line 51.1, Col. 1) .....	28,000,000	28,000,000
34. Aggregate write-ins for special surplus funds .....		
35. Unassigned funds (surplus) .....	13,608,731	12,207,440
36. Less treasury stock, at cost:		
36.1 ..... shares common (value included in Line 29 \$ ..... ) .....		
36.2 ..... shares preferred (value included in Line 30 \$ ..... ) .....		
37. Surplus (Total Lines 31+32+33+34+35-36) (including \$ ..... in Separate Accounts Statement) .....	41,608,731	40,207,440
38. Totals of Lines 29, 30 and 37 (Page 4, Line 55) .....	43,608,731	42,207,440
39. Totals of Lines 28 and 38 (Page 2, Line 28, Col. 3) .....	170,367,370	181,318,300
DETAILS OF WRITE-INS		
2501. ....		
2502. ....		
2503. ....		
2598. Summary of remaining write-ins for Line 25 from overflow page .....		
2599. Totals (Lines 2501 thru 2503 plus 2598)(Line 25 above) .....		
3101. ....		
3102. ....		
3103. ....		
3198. Summary of remaining write-ins for Line 31 from overflow page .....		
3199. Totals (Lines 3101 thru 3103 plus 3198)(Line 31 above) .....		
3401. ....		
3402. ....		
3403. ....		
3498. Summary of remaining write-ins for Line 34 from overflow page .....		
3499. Totals (Lines 3401 thru 3403 plus 3498)(Line 34 above) .....		

ANNUAL STATEMENT FOR THE YEAR 2021 OF THE AMERICAN EQUITY INVESTMENT LIFE INSURANCE COMPANY  
OF NEW YORK

SUMMARY OF OPERATIONS

	1 Current Year	2 Prior Year
1. Premiums and annuity considerations for life and accident and health contracts (Exhibit 1, Part 1, Line 20.4, Col. 1, less Col. 11) .....	45,331	322,984
2. Considerations for supplementary contracts with life contingencies .....	609,282	
3. Net investment income (Exhibit of Net Investment Income, Line 17) .....	6,630,945	7,796,575
4. Amortization of Interest Maintenance Reserve (IMR, Line 5) .....	54,613	23,812
5. Separate Accounts net gain from operations excluding unrealized gains or losses .....		
6. Commissions and expense allowances on reinsurance ceded (Exhibit 1, Part 2, Line 26.1, Col. 1) .....		
7. Reserve adjustments on reinsurance ceded .....		
8. Miscellaneous Income:		
8.1 Income from fees associated with investment management, administration and contract guarantees from Separate Accounts .....		
8.2 Charges and fees for deposit-type contracts .....		
8.3 Aggregate write-ins for miscellaneous income .....		
9. Total (Lines 1 to 8.3) .....	7,340,171	8,143,371
10. Death benefits .....		
11. Matured endowments (excluding guaranteed annual pure endowments) .....		
12. Annuity benefits (Exhibit 8, Part 2, Line 6.4, Cols. 4 + 8) .....	3,354,060	3,018,697
13. Disability benefits and benefits under accident and health contracts .....		
14. Coupons, guaranteed annual pure endowments and similar benefits .....		
15. Surrender benefits and withdrawals for life contracts .....	11,721,722	12,860,141
16. Group conversions .....		
17. Interest and adjustments on contract or deposit-type contract funds .....	33,681	60,487
18. Payments on supplementary contracts with life contingencies .....	231,491	164,876
19. Increase in aggregate reserves for life and accident and health contracts .....	(10,413,946)	(11,308,553)
20. Totals (Lines 10 to 19) .....	4,927,008	4,795,648
21. Commissions on premiums, annuity considerations, and deposit-type contract funds (direct business only) (Exhibit 1, Part 2, Line 31, Col. 1) .....		2,800
22. Commissions and expense allowances on reinsurance assumed (Exhibit 1, Part 2, Line 26.2, Col. 1) .....		
23. General insurance expenses and fraternal expenses (Exhibit 2, Line 10, Cols. 1, 2, 3, 4 and 6) .....	501,369	539,138
24. Insurance taxes, licenses and fees, excluding federal income taxes (Exhibit 3, Line 7, Cols. 1 + 2 + 3 + 5) .....	56,975	161,245
25. Increase in loading on deferred and uncollected premiums .....		
26. Net transfers to or (from) Separate Accounts net of reinsurance .....		
27. Aggregate write-ins for deductions .....		
28. Totals (Lines 20 to 27) .....	5,485,352	5,498,830
29. Net gain from operations before dividends to policyholders, refunds to members and federal income taxes (Line 9 minus Line 28) .....	1,854,820	2,644,541
30. Dividends to policyholders and refunds to members .....		
31. Net gain from operations after dividends to policyholders, refunds to members and before federal income taxes (Line 29 minus Line 30) .....	1,854,820	2,644,541
32. Federal and foreign income taxes incurred (excluding tax on capital gains) .....	337,150	549,902
33. Net gain from operations after dividends to policyholders, refunds to members and federal income taxes and before realized capital gains or (losses) (Line 31 minus Line 32) .....	1,517,670	2,094,639
34. Net realized capital gains (losses) (excluding gains (losses) transferred to the IMR) less capital gains tax of \$ ..... 3,220 (excluding taxes of \$ ..... 4,364 transferred to the IMR) .....	12,114	(217,528)
35. Net income (Line 33 plus Line 34) .....	1,529,783	1,877,111
CAPITAL AND SURPLUS ACCOUNT		
36. Capital and surplus, December 31, prior year (Page 3, Line 38, Col. 2) .....	42,207,440	40,261,570
37. Net income (Line 35) .....	1,529,783	1,877,111
38. Change in net unrealized capital gains (losses) less capital gains tax of \$ ..... 3,329 .....	12,525	
39. Change in net unrealized foreign exchange capital gain (loss) .....		
40. Change in net deferred income tax .....	(40,808)	(910)
41. Change in nonadmitted assets .....	(120,911)	(68,290)
42. Change in liability for reinsurance in unauthorized and certified companies .....		
43. Change in reserve on account of change in valuation basis, (increase) or decrease .....		
44. Change in asset valuation reserve .....	20,701	86,713
45. Change in treasury stock (Page 3, Lines 36.1 and 36.2, Col. 2 minus Col. 1) .....		
46. Surplus (contributed to) withdrawn from Separate Accounts during period .....		
47. Other changes in surplus in Separate Accounts Statement .....		
48. Change in surplus notes .....		
49. Cumulative effect of changes in accounting principles .....		
50. Capital changes:		
50.1 Paid in .....		
50.2 Transferred from surplus (Stock Dividend) .....		
50.3 Transferred to surplus .....		
51. Surplus adjustment:		
51.1 Paid in .....		51,246
51.2 Transferred to capital (Stock Dividend) .....		
51.3 Transferred from capital .....		
51.4 Change in surplus as a result of reinsurance .....		
52. Dividends to stockholders .....		
53. Aggregate write-ins for gains and losses in surplus .....		
54. Net change in capital and surplus for the year (Lines 37 through 53) .....	1,401,291	1,945,870
55. Capital and surplus, December 31, current year (Lines 36 + 54) (Page 3, Line 38) .....	43,608,731	42,207,440
DETAILS OF WRITE-INS		
08.301. ....		
08.302. ....		
08.303. ....		
08.398. Summary of remaining write-ins for Line 8.3 from overflow page .....		
08.399. Totals (Lines 08.301 thru 08.303 plus 08.398)(Line 8.3 above) .....		
2701. ....		
2702. ....		
2703. ....		
2798. Summary of remaining write-ins for Line 27 from overflow page .....		
2799. Totals (Lines 2701 thru 2703 plus 2798)(Line 27 above) .....		
5301. ....		
5302. ....		
5303. ....		
5398. Summary of remaining write-ins for Line 53 from overflow page .....		
5399. Totals (Lines 5301 thru 5303 plus 5398)(Line 53 above) .....		



ANNUAL STATEMENT FOR THE YEAR 2021 OF THE AMERICAN EQUITY INVESTMENT LIFE INSURANCE COMPANY  
OF NEW YORK

CASH FLOW

	1	2
	Current Year	Prior Year
Cash from Operations		
1. Premiums collected net of reinsurance .....	654,613	322,984
2. Net investment income .....	7,157,509	8,240,656
3. Miscellaneous income .....		
4. Total (Lines 1 through 3) .....	7,812,123	8,563,641
5. Benefit and loss related payments .....	15,389,236	15,238,556
6. Net transfers to Separate Accounts, Segregated Accounts and Protected Cell Accounts .....		
7. Commissions, expenses paid and aggregate write-ins for deductions .....	587,430	676,575
8. Dividends paid to policyholders .....		
9. Federal and foreign income taxes paid (recovered) net of \$ ..... tax on capital gains (losses) .....	566,729	769,639
10. Total (Lines 5 through 9) .....	16,543,395	16,684,770
11. Net cash from operations (Line 4 minus Line 10) .....	(8,731,273)	(8,121,129)
Cash from Investments		
12. Proceeds from investments sold, matured or repaid:		
12.1 Bonds .....	25,088,372	39,521,108
12.2 Stocks .....		
12.3 Mortgage loans .....		
12.4 Real estate .....		
12.5 Other invested assets .....		
12.6 Net gains or (losses) on cash, cash equivalents and short-term investments .....		
12.7 Miscellaneous proceeds .....		
12.8 Total investment proceeds (Lines 12.1 to 12.7) .....	25,088,372	39,521,108
13. Cost of investments acquired (long-term only):		
13.1 Bonds .....	16,398,330	27,020,368
13.2 Stocks .....		
13.3 Mortgage loans .....		
13.4 Real estate .....		
13.5 Other invested assets .....		
13.6 Miscellaneous applications .....		
13.7 Total investments acquired (Lines 13.1 to 13.6) .....	16,398,330	27,020,368
14. Net increase (decrease) in contract loans and premium notes .....		
15. Net cash from investments (Line 12.8 minus Line 13.7 minus Line 14) .....	8,690,042	12,500,740
Cash from Financing and Miscellaneous Sources		
16. Cash provided (applied):		
16.1 Surplus notes, capital notes .....		
16.2 Capital and paid in surplus, less treasury stock .....		
16.3 Borrowed funds .....		
16.4 Net deposits on deposit-type contracts and other insurance liabilities .....	164,611	208,136
16.5 Dividends to stockholders .....		
16.6 Other cash provided (applied) .....	(728,872)	47,434
17. Net cash from financing and miscellaneous sources (Lines 16.1 to 16.4 minus Line 16.5 plus Line 16.6) .....	(564,261)	255,570
RECONCILIATION OF CASH, CASH EQUIVALENTS AND SHORT-TERM INVESTMENTS		
18. Net change in cash, cash equivalents and short-term investments (Line 11, plus Lines 15 and 17) .....	(605,492)	4,635,181
19. Cash, cash equivalents and short-term investments:		
19.1 Beginning of year .....	6,769,361	2,134,181
19.2 End of year (Line 18 plus Line 19.1) .....	6,163,870	6,769,361

Note: Supplemental disclosures of cash flow information for non-cash transactions:

20.0001. Investment from Schedule D Part 1 moved to Schedule D Part 2 .....	30,573	
---	--------	--

ANNUAL STATEMENT FOR THE YEAR 2021 OF THE AMERICAN EQUITY INVESTMENT LIFE INSURANCE COMPANY OF NEW YORK

ANALYSIS OF OPERATIONS BY LINES OF BUSINESS - SUMMARY

	1	2	3	4	5	6	7	8	9
	Total	Individual Life	Group Life	Individual Annuities	Group Annuities	Accident and Health	Fraternal	Other Lines of Business	YRT Mortality Risk Only
1. Premiums and annuity considerations for life and accident and health contracts .....	45,331			45,331					
2. Considerations for supplementary contracts with life contingencies .....	609,282	XXX	XXX	609,282		XXX	XXX		XXX
3. Net investment income .....	6,630,946			6,630,946					
4. Amortization of Interest Maintenance Reserve (IMR) .....	54,613			54,613					
5. Separate Accounts net gain from operations excluding unrealized gains or losses .....							XXX		
6. Commissions and expense allowances on reinsurance ceded .....							XXX		
7. Reserve adjustments on reinsurance ceded .....							XXX		
8. Miscellaneous Income:									
8.1 Income from fees associated with investment management, administration and contract guarantees from Separate Accounts .....							XXX		
8.2 Charges and fees for deposit-type contracts .....						XXX	XXX		
8.3 Aggregate write-ins for miscellaneous income .....									
9. Totals (Lines 1 to 8.3) .....	7,340,173			7,340,173					
10. Death benefits .....						XXX	XXX		
11. Matured endowments (excluding guaranteed annual pure endowments) .....						XXX	XXX		
12. Annuity benefits .....	3,354,060	XXX	XXX	3,354,060		XXX	XXX		XXX
13. Disability benefits and benefits under accident and health contracts .....							XXX		
14. Coupons, guaranteed annual pure endowments and similar benefits .....							XXX		
15. Surrender benefits and withdrawals for life contracts .....	11,721,722			11,721,722		XXX	XXX		
16. Group conversions .....							XXX		
17. Interest and adjustments on contract or deposit-type contract funds .....	33,681			33,681			XXX		
18. Payments on supplementary contracts with life contingencies .....	231,491			231,491		XXX	XXX		
19. Increase in aggregate reserves for life and accident and health contracts .....	(10,413,946)			(10,413,946)			XXX		
20. Totals (Lines 10 to 19) .....	4,927,008			4,927,008			XXX		
21. Commissions on premiums, annuity considerations and deposit-type contract funds (direct business only) .....									XXX
22. Commissions and expense allowances on reinsurance assumed .....							XXX		
23. General insurance expenses and fraternal expenses .....	501,369			501,369					
24. Insurance taxes, licenses and fees, excluding federal income taxes .....	56,975			56,975					
25. Increase in loading on deferred and uncollected premiums .....							XXX		
26. Net transfers to or (from) Separate Accounts net of reinsurance .....							XXX		
27. Aggregate write-ins for deductions .....									
28. Totals (Lines 20 to 27) .....	5,485,352			5,485,352					
29. Net gain from operations before dividends to policyholders, refunds to members and federal income taxes (Line 9 minus Line 28) .....	1,854,821			1,854,821					
30. Dividends to policyholders and refunds to members .....							XXX		
31. Net gain from operations after dividends to policyholders, refunds to members and before federal income taxes (Line 29 minus Line 30) .....	1,854,821			1,854,821					
32. Federal income taxes incurred (excluding tax on capital gains) .....	337,150			337,150					
33. Net gain from operations after dividends to policyholders, refunds to members and federal income taxes and before realized capital gains or (losses) (Line 31 minus Line 32) .....	1,517,671			1,517,671					
34. Policies/certificates in force end of year .....	1,617			1,617			XXX		
DETAILS OF WRITE-INS									
08.301. ....									
08.302. ....									
08.303. ....									
08.398. Summary of remaining write-ins for Line 8.3 from overflow page .....									
08.399. Totals (Lines 08.301 thru 08.303 plus 08.398) (Line 8.3 above) .....									
2701. ....									
2702. ....									
2703. ....									
2798. Summary of remaining write-ins for Line 27 from overflow page .....									
2799. Totals (Lines 2701 thru 2703 plus 2798) (Line 27 above) .....									

Analysis of Operations by Lines of Business - Individual Life Insurance

**N O N E**

Analysis of Operations by Lines of Business - Group Life Insurance

**N O N E**

ANNUAL STATEMENT FOR THE YEAR 2021 OF THE AMERICAN EQUITY INVESTMENT LIFE INSURANCE COMPANY OF NEW YORK  
ANALYSIS OF OPERATIONS BY LINES OF BUSINESS - INDIVIDUAL ANNUITIES <sup>(a)</sup>

	1  Total	Deferred				6  Life Contingent Payout (Immediate and Annuitizations)	7  Other Annuities
		2  Fixed Annuities	3  Indexed Annuities	4  Variable Annuities with Guarantees	5  Variable Annuities Without Guarantees		
1. Premiums for individual annuity contracts .....	45,331	45,331					
2. Considerations for supplementary contracts with life contingencies .....	609,282	XXX	XXX	XXX	XXX	609,282	XXX
3. Net investment income .....	6,630,946	6,370,870				190,604	69,471
4. Amortization of Interest Maintenance Reserve (IMR) .....	54,613	52,471				1,570	572
5. Separate Accounts net gain from operations excluding unrealized gains or losses .....							
6. Commissions and expense allowances on reinsurance ceded .....							
7. Reserve adjustments on reinsurance ceded .....							
8. Miscellaneous Income:							
8.1 Income from fees associated with investment management, administration and contract guarantees from Separate Accounts .....							
8.2 Charges and fees for deposit-type contracts .....							
8.3 Aggregate write-ins for miscellaneous income .....							
9. Totals (Lines 1 to 8.3) .....	7,340,173	6,468,673				801,456	70,044
10. Death benefits .....							
11. Matured endowments (excluding guaranteed annual pure endowments) .....							
12. Annuity benefits .....	3,354,060	3,100,120				253,940	
13. Disability benefits and benefits under accident and health contracts .....							
14. Coupons, guaranteed annual pure endowments and similar benefits .....							
15. Surrender benefits and withdrawals for life contracts .....	11,721,722	11,721,722					
16. Group conversions .....							
17. Interest and adjustments on contract or deposit-type contract funds .....	33,681						33,681
18. Payments on supplementary contracts with life contingencies .....	231,491					231,491	
19. Increase in aggregate reserves for life and accident and health contracts .....	(10,413,946)	(10,825,684)				411,738	
20. Totals (Lines 10 to 19) .....	4,927,008	3,996,158				897,169	33,681
21. Commissions on premiums, annuity considerations and deposit-type contract funds (direct business only) .....							
22. Commissions and expense allowances on reinsurance assumed .....							
23. General insurance expenses .....	501,369	481,704				14,412	5,253
24. Insurance taxes, licenses and fees, excluding federal income taxes .....	56,975	54,740				1,638	597
25. Increase in loading on deferred and uncollected premiums .....							
26. Net transfers to or (from) Separate Accounts net of reinsurance .....							
27. Aggregate write-ins for deductions .....							
28. Totals (Lines 20 to 27) .....	5,485,352	4,532,602				913,218	39,531
29. Net gain from operations before dividends to policyholders, refunds to members and federal income taxes (Line 9 minus Line 28) .....	1,854,821	1,936,071				(111,762)	30,513
30. Dividends to policyholders and refunds to members .....							
31. Net gain from operations after dividends to policyholders, refunds to members and before federal income taxes (Line 29 minus Line 30) .....	1,854,821	1,936,071				(111,762)	30,513
32. Federal income taxes incurred (excluding tax on capital gains) .....	337,150	351,919				(20,315)	5,546
33. Net gain from operations after dividends to policyholders, refunds to members and federal income taxes and before realized capital gains or (losses) (Line 31 minus Line 32) .....	1,517,671	1,584,152				(91,447)	24,967
34. Policies/certificates in force end of year .....	1,617	1,547				53	17
DETAILS OF WRITE-INS							
08.301. ....							
08.302. ....							
08.303. ....							
08.398. Summary of remaining write-ins for Line 8.3 from overflow page .....							
08.399. Totals (Lines 08.301 thru 08.303 plus 08.398) (Line 8.3 above) .....							
2701. ....							
2702. ....							
2703. ....							
2798. Summary of remaining write-ins for Line 27 from overflow page .....							
2799. Totals (Lines 2701 thru 2703 plus 2798) (Line 27 above) .....							

(a) Indicate if blocks of business in run-off that comprise less than 5% of premiums and less than 5% of reserve and loans liability are aggregated with material blocks of business and which which columns are affected. ....

Analysis of Operations by Lines of Business - Group Annuities

**N O N E**

Analysis of Operations by Lines of Business - Accident and Health

**N O N E**

Analysis of Increase in Reserves During the Year - Individual Life Insurance

**N O N E**

Analysis of Increase in Reserves During the Year - Group Life Insurance

**N O N E**

ANNUAL STATEMENT FOR THE YEAR 2021 OF THE AMERICAN EQUITY INVESTMENT LIFE INSURANCE COMPANY OF NEW YORK

ANALYSIS OF INCREASE IN RESERVES DURING THE YEAR - INDIVIDUAL ANNUITIES <sup>(a)</sup>

	1  Total	Deferred				6 Life Contingent Payout (Immediate and Annuitizations)	7 Other Annuities
		2 Fixed Annuities	3 Indexed Annuities	4 Variable Annuities with Guarantees	5 Variable Annuities without Guarantees		
<b>Involving Life or Disability Contingencies (Reserves)</b> (Net of Reinsurance Ceded)							
1. Reserve December 31 of prior year .....	132,977,890	129,829,266				3,148,624	
2. Tabular net premiums or considerations .....	45,331	45,331					
3. Present value of disability claims incurred .....	XXX	XXX	XXX	XXX	XXX	XXX	XXX
4. Tabular interest .....	5,143,249	4,980,877				162,372	
5. Tabular less actual reserve released .....	(213,291)	(948,087)				734,796	
6. Increase in reserve on account of change in valuation basis .....							
7. Other increases (net) .....							
8. Totals (Lines 1 to 7) .....	137,953,179	133,907,387				4,045,792	
9. Tabular cost .....							
10. Reserves released by death .....	XXX	XXX	XXX	XXX	XXX	XXX	XXX
11. Reserves released by other terminations (net) .....	3,080,184	3,080,184					
12. Annuity, supplementary contract and disability payments involving life contingencies .....	12,309,052	11,823,621				485,431	
13. Net transfers to or (from) Separate Accounts .....							
14. Total Deductions (Lines 9 to 13) .....	15,389,236	14,903,805				485,431	
15. Reserve December 31 of current year .....	122,563,943	119,003,582				3,560,361	
<b>Cash Surrender Value and Policy Loans</b>							
16. CSV Ending balance December 31, current year .....	109,006,100	109,006,100					
17. Amount Available for Policy Loans Based upon Line 16 CSV .....							

(a) Indicate if blocks of business in run-off that comprise less than 5% of premiums and less than 5% of reserve and loans liability are aggregated with material blocks of business and which columns are affected. ....

ANNUAL STATEMENT FOR THE YEAR 2021 OF THE AMERICAN EQUITY INVESTMENT LIFE INSURANCE COMPANY OF NEW YORK

**ANALYSIS OF INCREASE IN RESERVES DURING THE YEAR - GROUP ANNUITIES <sup>(a)</sup>**

**(N/A Fraternal)**

	1  Total	Deferred				6  Life Contingent Payout (Immediate and Annuitizations)	7  Other Annuities
		2  Fixed Annuities	3  Indexed Annuities	4  Variable Annuities with Guarantees	5  Variable Annuities without Guarantees		
<b>Involving Life or Disability Contingencies (Reserves)</b> (Net of Reinsurance Ceded)							
1. Reserve December 31 of prior year .....							
2. Tabular net premiums or considerations .....							
3. Present value of disability claims incurred .....	xxx	xxx	xxx	xxx	xxx	xxx	xxx
4. Tabular interest .....							
5. Tabular less actual reserve released .....							
6. Increase in reserve on account of change in valuation basis .....							
7. Other increases (net) .....							
8. Totals (Lines 1 to 7) .....							
9. Tabular cost .....							
10. Reserves released by death .....	xxx	xxx	xxx	xxx	xxx	xxx	xxx
11. Reserves released by other terminations (net) .....							
12. Annuity, supplementary contract and disability payments involving life contingencies .....							
13. Net transfers to or (from) Separate Accounts .....							
14. Total Deductions (Lines 9 to 13) .....							
15. Reserve December 31 of current year							
<b>Cash Surrender Value and Policy Loans</b>							
16. CSV Ending balance December 31, current year .....							
17. Amount Available for Policy Loans Based upon Line 16 CSV							

(a) Indicate if blocks of business in run-off that comprise less than 5% of premiums and less than 5% of reserve and loans liability are aggregated with material blocks of business and which columns are affected. ....

EXHIBIT OF NET INVESTMENT INCOME

		1	2
		Collected During Year	Earned During Year
1.	U.S. Government bonds .....	(a) .....20,561	.....20,561
1.1	Bonds exempt from U.S. tax .....	(a) .....	.....
1.2	Other bonds (unaffiliated) .....	(a) .....6,861,398	.....6,816,397
1.3	Bonds of affiliates .....	(a) .....	.....
2.1	Preferred stocks (unaffiliated) .....	(b) .....	.....
2.11	Preferred stocks of affiliates .....	(b) .....	.....
2.2	Common stocks (unaffiliated) .....	.....5	.....5
2.21	Common stocks of affiliates .....	.....	.....
3.	Mortgage loans .....	(c) .....	.....
4.	Real estate .....	(d) .....	.....
5	Contract loans .....	.....	.....
6	Cash, cash equivalents and short-term investments .....	(e) .....36,371	.....36,371
7	Derivative instruments .....	(f) .....	.....
8.	Other invested assets .....	.....174,937	.....174,937
9.	Aggregate write-ins for investment income .....	.....	.....
10.	Total gross investment income .....	7,093,270	7,048,270
11.	Investment expenses .....		(g) .....417,324
12.	Investment taxes, licenses and fees, excluding federal income taxes .....		(g) .....
13.	Interest expense .....		(h) .....
14.	Depreciation on real estate and other invested assets .....		(i) .....
15.	Aggregate write-ins for deductions from investment income .....		.....
16.	Total deductions (Lines 11 through 15) .....		.....417,324
17.	Net investment income (Line 10 minus Line 16) .....		6,630,946
DETAILS OF WRITE-INS			
0901.	.....		
0902.	.....		
0903.	.....		
0998.	Summary of remaining write-ins for Line 9 from overflow page .....		
0999.	Totals (Lines 0901 thru 0903 plus 0998) (Line 9, above) .....		
1501.	.....		
1502.	.....		
1503.	.....		
1598.	Summary of remaining write-ins for Line 15 from overflow page .....		
1599.	Totals (Lines 1501 thru 1503 plus 1598) (Line 15, above) .....		

(a) Includes \$ .....269,334 accrual of discount less \$ .....893,876 amortization of premium and less \$ .....147,592 paid for accrued interest on purchases.

(b) Includes \$ ..... accrual of discount less \$ ..... amortization of premium and less \$ ..... paid for accrued dividends on purchases.

(c) Includes \$ ..... accrual of discount less \$ ..... amortization of premium and less \$ ..... paid for accrued interest on purchases.

(d) Includes \$ ..... for company's occupancy of its own buildings; and excludes \$ ..... interest on encumbrances.

(e) Includes \$ ..... accrual of discount less \$ ..... amortization of premium and less \$ ..... paid for accrued interest on purchases.

(f) Includes \$ ..... accrual of discount less \$ ..... amortization of premium.

(g) Includes \$ ..... investment expenses and \$ ..... investment taxes, licenses and fees, excluding federal income taxes, attributable to segregated and Separate Accounts.

(h) Includes \$ ..... interest on surplus notes and \$ ..... interest on capital notes.

(i) Includes \$ ..... depreciation on real estate and \$ ..... depreciation on other invested assets.

EXHIBIT OF CAPITAL GAINS (LOSSES)

		1	2	3	4	5
		Realized Gain (Loss) On Sales or Maturity	Other Realized Adjustments	Total Realized Capital Gain (Loss) (Columns 1 + 2)	Change in Unrealized Capital Gain (Loss)	Change in Unrealized Foreign Exchange Capital Gain (Loss)
1.	U.S. Government bonds .....					
1.1	Bonds exempt from U.S. tax .....					
1.2	Other bonds (unaffiliated) .....	.....36,118		.....36,118		
1.3	Bonds of affiliates .....					
2.1	Preferred stocks (unaffiliated) .....					
2.11	Preferred stocks of affiliates .....					
2.2	Common stocks (unaffiliated) .....				.....15,854	
2.21	Common stocks of affiliates .....					
3.	Mortgage loans .....					
4.	Real estate .....					
5.	Contract loans .....					
6.	Cash, cash equivalents and short-term investments .....					
7.	Derivative instruments .....					
8.	Other invested assets .....					
9.	Aggregate write-ins for capital gains (losses) .....					
10.	Total capital gains (losses) .....	36,118		36,118	15,854	
DETAILS OF WRITE-INS						
0901.	.....					
0902.	.....					
0903.	.....					
0998.	Summary of remaining write-ins for Line 9 from overflow page .....					
0999.	Totals (Lines 0901 thru 0903 plus 0998) (Line 9, above) .....					



ANNUAL STATEMENT FOR THE YEAR 2021 OF THE AMERICAN EQUITY INVESTMENT LIFE INSURANCE COMPANY OF NEW YORK  
**EXHIBIT - 1 PART 1 - PREMIUMS AND ANNUITY CONSIDERATIONS FOR LIFE AND ACCIDENT AND HEALTH CONTRACTS**

	Insurance											
	1	2	Ordinary		5	Group		Accident and Health			11	12
			3	4		6	7	8	9	10		
	Total	Industrial Life	Life Insurance	Individual Annuities	Credit Life (Group and Individual)	Life Insurance	Annuities	Group	Credit (Group and Individual)	Other	Aggregate of All Other Lines of Business	Fraternal (Fraternal Benefit Societies Only)
<b>FIRST YEAR (other than single)</b>												
1. Uncollected .....												
2. Deferred and accrued .....												
3. Deferred , accrued and uncollected:												
3.1 Direct .....												
3.2 Reinsurance assumed .....												
3.3 Reinsurance ceded .....												
3.4 Net (Line 1 + Line 2) .....												
4. Advance .....												
5. Line 3.4 - Line 4 .....												
6. Collected during year:												
6.1 Direct .....												
6.2 Reinsurance assumed .....												
6.3 Reinsurance ceded .....												
6.4 Net .....												
7. Line 5 + Line 6.4 .....												
8. Prior year (uncollected + deferred and accrued - advance) .....												
9. First year premiums and considerations:												
9.1 Direct .....												
9.2 Reinsurance assumed .....												
9.3 Reinsurance ceded .....												
9.4 Net (Line 7 - Line 8) .....												
<b>SINGLE</b>												
10. Single premiums and considerations:												
10.1 Direct .....												
10.2 Reinsurance assumed .....												
10.3 Reinsurance ceded .....												
10.4 Net .....												
<b>RENEWAL</b>												
11. Uncollected .....												
12. Deferred and accrued .....												
13. Deferred, accrued and uncollected:												
13.1 Direct .....												
13.2 Reinsurance assumed .....												
13.3 Reinsurance ceded .....												
13.4 Net (Line 11 + Line 12) .....												
14. Advance .....												
15. Line 13.4 - Line 14 .....												
16. Collected during year:												
16.1 Direct .....	45,331			45,331								
16.2 Reinsurance assumed .....												
16.3 Reinsurance ceded .....												
16.4 Net .....	45,331			45,331								
Line 15 + Line 16.4 .....	45,331			45,331								
17. Prior year (uncollected + deferred and accrued - advance) .....												
18. Renewal premiums and considerations:												
19.1 Direct .....	45,331			45,331								
19.2 Reinsurance assumed .....												
19.3 Reinsurance ceded .....												
19.4 Net (Line 17 - Line 18) .....	45,331			45,331								
<b>TOTAL</b>												
20. Total premiums and annuity considerations:												
20.1 Direct .....	45,331			45,331								
20.2 Reinsurance assumed .....												
20.3 Reinsurance ceded .....												
20.4 Net (Lines 9.4 + 10.4 + 19.4) .....	45,331			45,331								

ANNUAL STATEMENT FOR THE YEAR 2021 OF THE AMERICAN EQUITY INVESTMENT LIFE INSURANCE COMPANY OF NEW YORK

**EXHIBIT - 1 PART 2 - POLICYHOLDERS' DIVIDENDS, REFUNDS TO MEMBERS AND COUPONS APPLIED, REINSURANCE COMMISSIONS AND EXPENSE ALLOWANCES AND COMMISSIONS INCURRED (Direct Business Only)**

[illegible]

ANNUAL STATEMENT FOR THE YEAR 2021 OF THE AMERICAN EQUITY INVESTMENT LIFE INSURANCE COMPANY OF NEW YORK

EXHIBIT 2 - GENERAL EXPENSES

	Insurance				5	6	7
	1	Accident and Health		4			
		2	3				
	Life	Cost Containment	All Other	All Other Lines of Business	Investment	Fraternal	Total
1. Rent .....	33,328						33,328
2. Salaries and wages .....							
3.11 Contributions for benefit plans for employees .....							
3.12 Contributions for benefit plans for agents .....							
3.21 Payments to employees under non-funded benefit plans .....							
3.22 Payments to agents under non-funded benefit plans .....							
3.31 Other employee welfare .....							
3.32 Other agent welfare .....							
4.1 Legal fees and expenses .....	39,009						39,009
4.2 Medical examination fees .....	106,568						106,568
4.3 Inspection report fees .....							
4.4 Fees of public accountants and consulting actuaries .....							
4.5 Expense of investigation and settlement of policy claims .....							
5.1 Traveling expenses .....							
5.2 Advertising .....							
5.3 Postage, express, telegraph and telephone .....	5,696						5,696
5.4 Printing and stationery .....	7,802						7,802
5.5 Cost or depreciation of furniture and equipment .....							
5.6 Rental of equipment .....							
5.7 Cost or depreciation of EDP equipment and software .....	6,993						6,993
6.1 Books and periodicals .....							
6.2 Bureau and association fees .....							
6.3 Insurance, except on real estate .....							
6.4 Miscellaneous losses .....							
6.5 Collection and bank service charges .....	5,964						5,964
6.6 Sundry general expenses .....	446						446
6.7 Group service and administration fees .....	293,976						293,976
6.8 Reimbursements by uninsured plans .....							
7.1 Agency expense allowance .....							
7.2 Agents' balances charged off (less \$ recovered) .....							
7.3 Agency conferences other than local meetings .....							
8.1 Official publication (Fraternal Benefit Societies Only) .....	XXX	XXX	XXX	XXX	XXX		
8.2 Expense of supreme lodge meetings (Fraternal Benefit Societies Only) .....	XXX	XXX	XXX	XXX	XXX		
9.1 Real estate expenses .....							
9.2 Investment expenses not included elsewhere .....	1,586				417,324		418,910
9.3 Aggregate write-ins for expenses .....							
10. General expenses incurred .....	501,369				417,324	(b)	(a) 918,692
11. General expenses unpaid Dec. 31, prior year .....	42,500						42,500
12. General expenses unpaid Dec. 31, current year .....	20,875						20,875
13. Amounts receivable relating to uninsured plans, prior year .....							
14. Amounts receivable relating to uninsured plans, current year .....							
15. General expenses paid during year (Lines 10+11-12-13+14) .....	522,994				417,324		940,317
DETAILS OF WRITE-INS							
09.301. ....							
09.302. ....							
09.303. ....							
09.398. Summary of remaining write-ins for Line 9.3 from overflow page.....							
09.399. Totals (Lines 09.301 thru 09.303 plus 09.398) (Line 9.3 above) .....							

(a) Includes management fees of \$ 409,991 to affiliates and \$ to non-affiliates.  
(b) Show the distribution of this amount in the following categories (Fraternal Benefit Societies Only):  
1. Charitable \$ ; 2. Institutional \$ ; 3. Recreational and Health \$ ; 4. Educational \$  
5. Religious \$ ; 6. Membership \$ ; 7. Other \$ ; 8. Total \$

EXHIBIT 3 - TAXES, LICENSES AND FEES (EXCLUDING FEDERAL INCOME TAXES)

		Insurance			4	5	6
		1	2	3			
		Life	Accident and Health	All Other Lines of Business	Investment	Fraternal	Total
1.	Real estate taxes .....						
2.	State insurance department licenses and fees .....	55,737					55,737
3.	State taxes on premiums .....						
4.	Other state taxes, including \$ .....0 for employee benefits .....						
5.	U.S. Social Security taxes .....						
6.	All other taxes .....	1,238					1,238
7.	Taxes, licenses and fees incurred .....	56,975					56,975
8.	Taxes, licenses and fees unpaid Dec. 31, prior year .....	7,700					7,700
9.	Taxes, licenses and fees unpaid Dec. 31, current year .....						
10.	Taxes, licenses and fees paid during year (Lines 7 + 8 - 9) .....	64,675					64,675

EXHIBIT 4 - DIVIDENDS OR REFUNDS

	Insurance	
	1 Life	2 Accident and Health
1. Applied to pay renewal premiums .....		
2. Applied to shorten the endowment or premium-paying period .....		
3. Applied to provide paid-up additions .....		
4. Applied to provide paid-up annuities .....		
5. Total Lines 1 through 4 .....		
6. Paid in cash .....		
7. Left on deposit .....		
8. Aggregate write-ins for dividend or refund options .....		
9. Total Lines 5 through 8 .....		
10. Amount due and unpaid .....		
11. Provision for dividends or refunds payable in the following calendar year .....		
12. Terminal dividends .....		
13. Provision for deferred dividend contracts .....		
14. Amount provisionally held for deferred dividend contracts not included on Line 13 .....		
15. Total Lines 10 through 14 .....		
16. Total from prior year .....		
17. Total dividends or refunds (Lines 9 + 15 - 16) .....		
DETAILS OF WRITE-INS		
0801. ....		
0802. ....		
0803. ....		
0898. Summary of remaining write-ins for Line 8 from overflow page .....		
0899. Totals (Lines 0801 thru 0803 plus 0898) (Line 8 above) .....		

## EXHIBIT 5 - AGGREGATE RESERVE FOR LIFE CONTRACTS

(a) Included in the above table are amounts of deposit-type contracts that originally contained a mortality risk. Amounts of deposit-type contracts in Column 2 that no longer contain a mortality risk are Life Insurance \$ .....; Annuities \$ .....113,870; Supplementary Contracts with Life Contingencies \$ .....237,553; Accidental Death Benefits \$ .....; Disability - Active Lives \$ .....; Disability - Disabled Lives \$ .....; Miscellaneous Reserves \$ .....

EXHIBIT 5 - INTERROGATORIES

1.1

Has the reporting entity ever issued both participating and non-participating contracts?

Yes [ ] No [ X ]

1.2

If not, state which kind is issued.  
NON-PARTICIPATING

2.1

Does the reporting entity at present issue both participating and non-participating contracts?

Yes [ ] No [ X ]

2.2

If not, state which kind is issued.  
NON-PARTICIPATING

3.

Does the reporting entity at present issue or have in force contracts that contain non-guaranteed elements?  
If so, attach a statement that contains the determination procedures, answers to the interrogatories and an actuarial opinion as described in the instructions.

Yes [ X ] No [ ]

4.

Has the reporting entity any assessment or stipulated premium contracts in force?  
If so, state:  
4.1 Amount of insurance?  
4.2 Amount of reserve?  
4.3 Basis of reserve:  
  
4.4 Basis of regular assessments:  
  
4.5 Basis of special assessments:  
  
4.6 Assessments collected during the year

\$

\$

\$

5.

If the contract loan interest rate guaranteed in any one or more of its currently issued contracts is less than 5%, not in advance, state the contract loan rate guarantees on any such contracts.

6.

Does the reporting entity hold reserves for any annuity contracts that are less than the reserves that would be held on a standard basis?  
6.1 If so, state the amount of reserve on such contracts on the basis actually held:  
6.2 That would have been held (on an exact or approximate basis) using the actual ages of the annuitants; the interest rate(s) used in 6.1; and the same mortality basis used by the reporting entity for the valuation of comparable annuity benefits issued to standard lives. If the reporting entity has no comparable annuity benefits for standard lives to be valued, the mortality basis shall be the table most recently approved by the state of domicile for valuing individual annuity benefits:  
Attach statement of methods employed in their valuation.

Yes [ ] No [ X ]

\$

\$

7.

Does the reporting entity have any Synthetic GIC contracts or agreements in effect as of December 31 of the current year?  
7.1 If yes, state the total dollar amount of assets covered by these contracts or agreements  
7.2 Specify the basis (fair value, amortized cost, etc.) for determining the amount:  
  
7.3 State the amount of reserves established for this business:  
7.4 Identify where the reserves are reported in the blank:

Yes [ ] No [ X ]

\$

\$

8.

Does the reporting entity have any Contingent Deferred Annuity contracts or agreements in effect as of December 31 of the current year?  
8.1 If yes, state the total dollar amount of account value covered by these contracts or agreements:  
8.2 State the amount of reserves established for this business:  
8.3 Identify where the reserves are reported in the blank:

Yes [ ] No [ X ]

\$

\$

9.

Does the reporting entity have any Guaranteed Lifetime Income Benefit contracts, agreements or riders in effect as of December 31 of the current year?  
9.1 If yes, state the total dollar amount of any account value associated with these contracts, agreements or riders:  
9.2 State the amount of reserves established for this business:  
9.3 Identify where the reserves are reported in the blank:

Yes [ ] No [ X ]

\$

\$

EXHIBIT 5A - CHANGES IN BASES OF VALUATION DURING THE YEAR

1	Valuation Basis		4
	2	3	
Description of Valuation Class	Changed From	Changed To	Increase in Actuarial Reserve Due to Change
9999999 - Total (Column 4, only)			

Exhibit 6 - Aggregate Reserves for Accident and Health Contracts

**N O N E**

EXHIBIT 7 - DEPOSIT TYPE CONTRACTS

	1	2	3	4	5	6
	Total	Guaranteed Interest Contracts	Annuities Certain	Supplemental Contracts	Dividend Accumulations or Refunds	Premium and Other Deposit Funds
1. Balance at the beginning of the year before reinsurance .....	1,099,387		412,249	687,138		
2. Deposits received during the year .....	481,635			481,635		
3. Investment earnings credited to the account .....	32,367		11,379	20,988		
4. Other net change in reserves .....	1,314		(22,736)	24,050		
5. Fees and other charges assessed .....						
6. Surrender charges .....						
7. Net surrender or withdrawal payments .....	317,025		150,847	166,178		
8. Other net transfers to or (from) Separate Accounts .....						
9. Balance at the end of current year before reinsurance (Lines 1+2+3+4-5-6-7-8) .....	1,297,678		250,045	1,047,633		
10. Reinsurance balance at the beginning of the year .....						
11. Net change in reinsurance assumed .....						
12. Net change in reinsurance ceded .....						
13. Reinsurance balance at the end of the year (Lines 10+11-12) .....						
14. Net balance at the end of current year after reinsurance (Lines 9 + 13)	1,297,678		250,045	1,047,633		

EXHIBIT 8 - CLAIMS FOR LIFE AND ACCIDENT AND HEALTH CONTRACTS

PART 1 - Liability End of Current Year											
	1	2	Ordinary			6	Group		Accident and Health		
			3	4	5		7	8	9	10	11
	Total	Industrial Life	Life Insurance	Individual Annuities	Supplementary Contracts	Credit Life (Group and Individual)	Life Insurance	Annuities	Group	Credit (Group and Individual)	Other
1. Due and unpaid:											
1.1 Direct .....											
1.2 Reinsurance assumed .....											
1.3 Reinsurance ceded .....											
1.4 Net .....											
2. In course of settlement:											
2.1 Resisted .....											
2.11 Direct .....											
2.12 Reinsurance assumed .....											
2.13 Reinsurance ceded .....											
2.14 Net .....			(b)	(b)		(b)	(b)				
2.2 Other .....											
2.21 Direct .....	756,971			756,971							
2.22 Reinsurance assumed .....											
2.23 Reinsurance ceded .....											
2.24 Net .....	756,971		(b)	(b) 756,971		(b)	(b)		(b)	(b)	(b)
3. Incurred but unreported:											
3.1 Direct .....											
3.2 Reinsurance assumed .....											
3.3 Reinsurance ceded .....											
3.4 Net .....			(b)	(b)		(b)	(b)		(b)	(b)	(b)
4. TOTALS .....											
4.1 Direct .....	756,971			756,971							
4.2 Reinsurance assumed .....											
4.3 Reinsurance ceded .....											
4.4 Net .....	756,971	(a)	(a)	756,971			(a)				

(a) Including matured endowments (but not guaranteed annual pure endowments) unpaid amounting to \$ ..... in Column 2, \$ ..... in Column 3 and \$ ..... in Column 7.

(b) Include only portion of disability and accident and health claim liabilities applicable to assumed "accrued" benefits. Reserves (including reinsurance assumed and net of reinsurance ceded) for unaccrued benefits for Ordinary Life Insurance \$ ..... Individual Annuities \$ ..... , Credit Life (Group and Individual) \$ ..... , and Group Life \$ ..... , are included in Page 3, Line 1, (See Exhibit 5, Section on Disability Disabled Lives); and for Group Accident and Health \$ ..... Credit (Group and Individual) Accident and Health \$ ..... , and Other Accident and Health \$ ..... are included in Page 3, Line 2 (See Exhibit 6, Claim Reserve).



ANNUAL STATEMENT FOR THE YEAR 2021 OF THE AMERICAN EQUITY INVESTMENT LIFE INSURANCE COMPANY OF NEW YORK

**EXHIBIT 8 - CLAIMS FOR LIFE AND ACCIDENT AND HEALTH CONTRACTS**

**PART 2 - Incurred During the Year**

	1  Total	2  Industrial Life (a)	Ordinary			6  Credit Life (Group and Individual)	Group		Accident and Health		
			3 Life Insurance (b)	4 Individual Annuities	5 Supplementary Contracts		7 Life Insurance (c)	8 Annuities	9 Group	10 Credit (Group and Individual)	11 Other
1. Settlements During the Year:											
1.1 Direct .....	3,667,514			3,436,023	231,491						
1.2 Reinsurance assumed .....											
1.3 Reinsurance ceded .....											
1.4 Net .....	(d) 3,667,514			3,436,023	231,491						
2. Liability December 31, current year from Part 1:											
2.1 Direct .....	756,971			756,971							
2.2 Reinsurance assumed .....											
2.3 Reinsurance ceded .....											
2.4 Net .....	756,971			756,971							
3. Amounts recoverable from reinsurers December 31, current year .....											
4. Liability December 31, prior year:											
4.1 Direct .....	838,934			838,934							
4.2 Reinsurance assumed .....											
4.3 Reinsurance ceded .....											
4.4 Net .....	838,934			838,934							
5. Amounts recoverable from reinsurers December 31, prior year .....											
6. Incurred Benefits											
6.1 Direct .....	3,585,551			3,354,060	231,491						
6.2 Reinsurance assumed .....											
6.3 Reinsurance ceded .....											
6.4 Net .....	3,585,551			3,354,060	231,491						

(a) Including matured endowments (but not guaranteed annual pure endowments) amounting to \$ ..... in Line 1.1, \$ ..... in Line 1.4.  
\$ ..... in Line 6.1, and \$ ..... in Line 6.4.

(b) Including matured endowments (but not guaranteed annual pure endowments) amounting to \$ ..... in Line 1.1, \$ ..... in Line 1.4.  
\$ ..... in Line 6.1, and \$ ..... in Line 6.4.

(c) Including matured endowments (but not guaranteed annual pure endowments) amounting to \$ ..... in Line 1.1, \$ ..... in Line 1.4.  
\$ ..... in Line 6.1, and \$ ..... in Line 6.4.

(d) Includes \$ ..... premiums waived under total and permanent disability benefits.

ANNUAL STATEMENT FOR THE YEAR 2021 OF THE AMERICAN EQUITY INVESTMENT LIFE INSURANCE COMPANY  
OF NEW YORK

EXHIBIT OF NON-ADMITTED ASSETS

	1	2	3
	Current Year Total Nonadmitted Assets	Prior Year Total Nonadmitted Assets	Change in Total Nonadmitted Assets (Col. 2 - Col. 1)
1. Bonds (Schedule D) .....			
2. Stocks (Schedule D):			
2.1 Preferred stocks .....			
2.2 Common stocks .....			
3. Mortgage loans on real estate (Schedule B):			
3.1 First liens .....			
3.2 Other than first liens .....			
4. Real estate (Schedule A):			
4.1 Properties occupied by the company .....			
4.2 Properties held for the production of income .....			
4.3 Properties held for sale .....			
5. Cash (Schedule E - Part 1), cash equivalents (Schedule E - Part 2) and short-term investments (Schedule DA) .....			
6. Contract loans .....			
7. Derivatives (Schedule DB) .....			
8. Other invested assets (Schedule BA) .....			
9. Receivables for securities .....			
10. Securities lending reinvested collateral assets (Schedule DL) .....			
11. Aggregate write-ins for invested assets .....			
12. Subtotals, cash and invested assets (Lines 1 to 11) .....			
13. Title plants (for Title insurers only) .....			
14. Investment income due and accrued .....			
15. Premiums and considerations:			
15.1 Uncollected premiums and agents' balances in the course of collection .....			
15.2 Deferred premiums, agents' balances and installments booked but deferred and not yet due ..			
15.3 Accrued retrospective premiums and contracts subject to redetermination .....			
16. Reinsurance:			
16.1 Amounts recoverable from reinsurers .....			
16.2 Funds held by or deposited with reinsured companies .....			
16.3 Other amounts receivable under reinsurance contracts .....			
17. Amounts receivable relating to uninsured plans .....			
18.1 Current federal and foreign income tax recoverable and interest thereon .....			
18.2 Net deferred tax asset .....	1,894,732	1,758,371	(136,361)
19. Guaranty funds receivable or on deposit .....			
20. Electronic data processing equipment and software .....			
21. Furniture and equipment, including health care delivery assets .....			
22. Net adjustment in assets and liabilities due to foreign exchange rates .....			
23. Receivables from parent, subsidiaries and affiliates .....			
24. Health care and other amounts receivable .....			
25. Aggregate write-ins for other than invested assets .....		15,450	15,450
26. Total assets excluding Separate Accounts, Segregated Accounts and Protected Cell Accounts (Lines 12 to 25) .....	1,894,732	1,773,821	(120,911)
27. From Separate Accounts, Segregated Accounts and Protected Cell Accounts .....			
28. Total (Lines 26 and 27) .....	1,894,732	1,773,821	(120,911)
DETAILS OF WRITE-INS			
1101. ....			
1102. ....			
1103. ....			
1198. Summary of remaining write-ins for Line 11 from overflow page .....			
1199. Totals (Lines 1101 thru 1103 plus 1198)(Line 11 above)			
2501. PREPAID ASSETS .....		15,450	15,450
2502. ....			
2503. ....			
2598. Summary of remaining write-ins for Line 25 from overflow page .....			
2599. Totals (Lines 2501 thru 2503 plus 2598)(Line 25 above)		15,450	15,450

NOTES TO FINANCIAL STATEMENTS

NOTE 1 Summary of Significant Accounting Policies and Going Concern

A. Accounting Practices

The financial statements of American Equity Investment Life Insurance Company of New York ("the Company") are presented on the basis of accounting practices prescribed or permitted by the New York State Insurance Department (the "Insurance Department").

The Insurance Department recognizes only statutory accounting practices prescribed or permitted by the State of New York for determining and reporting the financial condition and results of operations of an insurance company and for determining its solvency under New York Insurance Law. The National Association of Insurance Commissioners' ("NAIC") Accounting Practices and Procedures Manual ("NAIC SAP") has been adopted as a component of prescribed or permitted practices by the Insurance Department. There are no differences between accounting practices prescribed or permitted by the Insurance Department and NAIC SAP that materially impact the Company.

A reconciliation of the Company's net income and capital and surplus between NAIC SAP and practices prescribed and permitted by the Insurance Department is shown below:

	SSAP #	F/S Page	F/S Line #	31-Dec-21	31-Dec-20
NET INCOME					
(1) Net income, New York basis				\$ 1,529,783	\$ 1,877,111
(2) State Prescribed Practices that are an increase/ (decrease) from NAIC SAP:					
(3) State Permitted Practices that are an increase/(decrease) from NAIC SAP:					
(4) Net income, NAIC SAP (1-2-3=4)				<u>\$ 1,529,783</u>	<u>\$ 1,877,111</u>
SURPLUS					
(5) Statutory Surplus, New York Basis	XXX	XXX	XXX	\$ 43,608,731	\$ 42,207,440
(6) State Prescribed Practices that are an increase/ (decrease) from NAIC SAP:					
(7) State Permitted Practices that are an increase/(decrease) from NAIC SAP:					
(8) Statutory surplus, NAIC SAP (5-6-7=8)	XXX	XXX	XXX	<u>\$ 43,608,731</u>	<u>\$ 42,207,440</u>

B. Use of Estimates in the Preparation of the Financial Statements

The preparation of financial statements in conformity with Statutory Accounting Principles requires management to make certain estimates that affect the reported assets and liabilities, including reporting or disclosure of contingent assets and liabilities as of the date of the financial statements and the reported amounts of revenues and expenses during the reporting period. Future events, including changes in interest rates and asset valuations, could cause actual results to differ in the near term from the estimates used in the financial statements.

The most significant estimates include those used in determining policy reserves, impairment losses on investments and federal income taxes. Although some variability is inherent in these estimates, the recorded amounts reflect management's best estimates based on facts and circumstances as of the date of the financial statements. Management believes the amounts provided are appropriate.

C. Accounting Policy

- The Company considers all highly liquid debt instruments purchased with a maturity of twelve months or less to be short-term investments and are stated at amortized cost.
- Realized capital gains and losses are recorded on the trade date and determined on the basis of specific identification and are recorded net of related federal income taxes and amounts transferred to the Interest Maintenance Reserve ("IMR"). Under a formula prescribed by the NAIC, the Company defers, in the IMR, the portion of realized gains and losses on sales of fixed income investments, principally bonds, attributable to changes in the general level of interest rates and amortizes those deferrals over the remaining period to maturity of the security. The Asset Valuation Reserve ("AVR") is established by the Company to provide for anticipated losses in the event of default by issuers of certain invested assets. The AVR is determined using a formula that is intended to establish a reserve to offset potential credit-related investment losses.
- The carrying values of all investments are reviewed on an ongoing basis for credit deterioration. An other-than-temporary impairment shall be considered to have occurred if it is probable that the reporting entity will be unable to collect all amounts due according to the contractual terms of a debt security in effect at the date of acquisition. If this review indicates a decline in fair value that is other than temporary, the carrying amount of the investment, other than loan-backed and structured securities, is reduced to its fair value and a specific other than temporary impairment is taken. A decline in fair value which is other than temporary includes situations where the Company has made a decision to sell a security prior to its maturity at an amount below its carrying value. Such reductions in carrying values are recognized as realized losses on investments.
- Common stocks are stated at fair value based on the latest quoted market prices.
- The Company has no investments in preferred stock.
- The Company has no investments in mortgage loans.
- If the fair value of a loan-backed or structured security is less than its amortized cost at the reporting date, the Company assesses whether the impairment is other than temporary. If the Company intends to sell the loan-backed or structured security, an other than temporary impairment is considered to have occurred and a loss is recognized through earnings in an amount equal to the excess of amortized cost over fair value at the reporting date.
- If the Company does not intend to sell the loan-backed or structured security, the Company assesses whether it has the intent and ability to retain the investment in the security for a period of time sufficient to recover the amortized cost. If the Company does not have the intent and ability to retain the investment for the time sufficient to recover the amortized cost, an other than temporary impairment is considered to have occurred and a loss is recognized through earnings in an amount equal to the excess of amortized cost over fair value at the reporting date.
- If the Company does not expect to recover the amortized cost basis of the security, it is unable to assert that it will recover its amortized cost even if it does not intend to sell the security and the entity has the intent and ability to hold such security. Therefore, in those situations, an other than temporary impairment is considered to have occurred and a loss is recognized in an amount equal to the excess of amortized cost over the present value of cash flows expected to be collected, discounted at the loan-backed or structured security's effective interest rate.
- Interest income is recognized on an accrual basis. Dividend income is recognized when declared. The Company does not accrue income on bonds in default which are delinquent more than twelve months. Further, income is not accrued when collection is uncertain.
- The Company has no investments in subsidiaries, controlled or affiliated companies.
- The Company has no ownership interests in joint ventures, partnerships, and limited liability companies.

ANNUAL STATEMENT FOR THE YEAR 2021 OF THE AMERICAN EQUITY INVESTMENT LIFE INSURANCE  
COMPANY OF NEW YORK

NOTES TO FINANCIAL STATEMENTS

---

9. The Company has no investments in derivatives.
10. The premium deficiency calculation does not apply to the Company.
11. The Company does not have liabilities for losses and loss/claim adjustment expense for accident and health contracts.
12. No material changes were made to the capitalization policy during 2021.
13. The Company did not have any pharmaceutical rebate receivables as of December 31, 2021.

D. Going Concern

The Company's management has evaluated its ability to continue as a going concern and does not have substantial doubt the entity will continue as a going concern.

NOTE 2 Accounting Changes and Corrections of Errors

The Company had no material changes in accounting principles or correction of errors to report for the year ended December 31, 2021.

NOTE 3 Business Combinations and Goodwill

A. Statutory Purchase Method

During 2021, the Company did not have any business combinations taking the form of a statutory purchase.

B. Statutory Merger

During 2021, the Company did not have any business combinations taking the form of a statutory merger.

C. Assumption Reinsurance

As of December 31, 2021, the Company did not have goodwill resulting from assumption reinsurance.

D. Impairment Loss

As of December 31, 2021, the Company did not have any impaired assets related to business combinations or goodwill.

E. Subcomponents and Calculation of Adjusted Surplus and Total Admitted Goodwill

As of December 31, 2021, the Company did not have any adjusted surplus or total admitted goodwill.

NOTE 4 Discontinued Operations

The Company did not have any discontinued operations during 2021.

NOTE 5 Investments

A. Mortgage Loans, including Mezzanine Real Estate Loans

The Company did not hold any mortgage loans during 2021.

B. Debt Restructuring

The Company did not have any troubled debt restructuring during 2021.

C. Reverse Mortgages

The Company did not have any reverse mortgages as of December 31, 2021.

D. Loan-Backed Securities

- (1) Prepayment assumptions for loan-backed securities were obtained from third party rating agencies and/or third party loan servicers.
- (2) For the year ended December 31, 2021, the Company did not recognize any other than temporary impairments ("OTTI") on the basis of the intent to sell or the basis of the inability or lack of intent to retain the investment in the security for a period of time sufficient to recover the amortized cost.
- (3) The Company did not have any loan-backed securities for which the present value of cash flows expected to be collected was less than amortized cost, and as a result no OTTI was recorded during the year ended December 31, 2021.
- (4) For loan-backed and structured securities with unrealized losses as of December 31, 2021, the gross unrealized losses and fair value, aggregated by length of time that individual securities have been in a continuous unrealized loss position are summarized as follows:

a) The aggregate amount of unrealized losses:

1. Less than 12 Months

2. 12 Months or Longer

\$

\$

12,949

187,502

b)The aggregate related fair value of securities with unrealized losses:

1. Less than 12 Months

2. 12 Months or Longer

\$

\$

1,020,980

7,812,849

(5) At December 31, 2021 the Company had no exposure to subprime loan-backed securities. Substantially all of the owned securities are in the highest rated tranche of the pool in which they are structured and are not subordinated to any other tranche.

E. Dollar Repurchase Agreements and/or Securities Lending Transactions

(1) None.

19.1

NOTES TO FINANCIAL STATEMENTS

- (2) There were no assets pledged as collateral as of December 31, 2021.
- (3) The Company has not pledged as collateral any assets as part of a repurchase agreement or securities lending transaction as of December 31, 2021.
- (4) The Company has no securities lending agreements as of December 31, 2021.
- (5) The Company does not have any securities lending or repurchase agreements open as of December 31, 2021.
- (6) There was no collateral received as of December 31, 2021.
- (7) None.

F. Repurchase Agreements Transactions Accounted for as Secured Borrowing

The Company did not have any repurchase agreements transactions accounted for as secured borrowing as of December 31, 2021.

G. Reverse Repurchase Agreements Transactions Accounted for as Secured Borrowing

The Company did not have any reverse repurchase agreements transactions accounted for as secured borrowing as of December 31, 2021.

H. Repurchase Agreements Transactions Accounted for as a Sale

The Company did not have any repurchase agreements transactions accounted for as a sale as of December 31, 2021.

I. Reverse Repurchase Agreements Transactions Accounted for as a Sale

The Company did not have any reverse repurchase agreements transactions accounted for as a sale as of December 31, 2021.

J. Real Estate

The Company did not have any investments in real estate as of December 31, 2021.

K. Low Income Housing tax Credits (LIHTC)

The Company did not have any investments in low-income housing tax credits as of December 31, 2021.

L. Restricted Assets

1. Restricted Assets (Including Pledged)

Restricted Asset Category	Gross (Admitted & Nonadmitted) Restricted						
	Current Year					6	7
	1	2	3	4	5		
	Total General Account (G/A)	G/A Supporting S/A Activity (a)	Total Separate Account (S/A) Restricted Assets	S/A Assets Supporting G/A Activity (b)	Total (1 plus 3)	Total From Prior Year	Increase/ (Decrease) (5 minus 6)
a. Subject to contractual obligation for which liability is not shown							
b. Collateral held under security lending agreements							
c. Subject to repurchase agreements							
d. Subject to reverse repurchase agreements							
e. Subject to dollar repurchase agreements							
f. Subject to dollar reverse repurchase agreements							
g. Placed under option contracts							
h. Letter stock or securities restricted as to sale - excluding FHLB capital stock							
i. FHLB capital stock							
j. On deposit with states	\$ 403,697	\$ -	\$ -	\$ -	\$ 403,697	\$ 404,137	\$ (440)
k. On deposit with other regulatory bodies							
l. Pledged collateral to FHLB (including assets backing funding agreements)							
m. Pledged as collateral not captured in other categories							
n. Other restricted assets							
o. Total Restricted Assets	\$ 403,697	\$ -	\$ -	\$ -	\$ 403,697	\$ 404,137	\$ (440)

(a) Subset of Column 1

(b) Subset of Column 3

NOTES TO FINANCIAL STATEMENTS

Restricted Asset Category	Current Year			
	8	9	Percentage	
			10	11
	Total Non- admitted Restricted	Total Admitted Restricted (5 minus 8)	Gross (Admitted & Non- admitted) Restricted to Total Assets (c)	Admitted Restricted to Total Admitted Assets (d)
a. Subject to contractual obligation for which liability is not shown			0.00%	0.00%
b. Collateral held under security lending agreements			0.00%	0.00%
c. Subject to repurchase agreements			0.00%	0.00%
d. Subject to reverse repurchase agreements			0.00%	0.00%
e. Subject to dollar repurchase agreements			0.00%	0.00%
f. Subject to dollar reverse repurchase agreements			0.00%	0.00%
g. Placed under option contracts			0.00%	0.00%
h. Letter stock or securities restricted as to sale - excluding FHLB capital stock			0.00%	0.00%
i. FHLB capital stock			0.00%	0.00%
j. On deposit with states	\$ -	\$ 403,697	0.24%	0.24%
k. On deposit with other regulatory bodies			0.00%	0.00%
l. Pledged collateral to FHLB (including assets backing funding agreements)			0.00%	0.00%
m. Pledged as collateral not captured in other categories			0.00%	0.00%
n. Other restricted assets			0.00%	0.00%
o. Total Restricted Assets	\$ -	\$ 403,697	0.24%	0.24%

(c) Column 5 divided by Asset Page, Column 1, Line 28

(d) Column 9 divided by Asset Page, Column 3, Line 28

2. Detail of Assets Pledged as Collateral Not Captured in Other Categories (Contracts That Share Similar Characteristics, Such as Reinsurance and Derivatives, Are Reported in the Aggregate)

None.

3. Detail of Other Restricted Assets (Contracts That Share Similar Characteristics, Such as Reinsurance and Derivatives, Are Reported in the Aggregate)

None.

4. Collateral Received and Reflected as Assets Within the Reporting Entity's Financial Statements

None.

M. Working Capital Finance Investments

The Company did not have any working capital finance investments as of December 31, 2021.

N. Offsetting and Netting of Assets and Liabilities

The Company did not have any offsetting and netting of assets and liabilities as of December 31, 2021.

O. 5GI Securities

The Company did not have any investments in 5GI securities as of December 31, 2021.

P. Short Sales

The Company did not have unsettled and settled short sale transactions outstanding as of December 31, 2021.

Q. Prepayment Penalty and Acceleration Fees

	General Account	Separate Account
1. Number of CUSIPs	26	0
2. Aggregate Amount of Investment Income	\$ 156,414	\$ -

R. Reporting Entity's Share of Cash Pool by Asset Type

Asset Type	Percent Share
(1) Cash	3.6%
(2) Cash Equivalents	96.4%
(3) Short-Term Investments	
(4) Total	100.0%

NOTE 6 Joint Ventures, Partnerships and Limited Liability Companies

A. The Company did not have any investments in joint ventures, partnerships, or limited liability companies that exceed 10% of its admitted assets as of December 31, 2021.

NOTES TO FINANCIAL STATEMENTS

B. The Company did not recognize any impairment write down for its investments in joint ventures, partnerships, or limited liability companies as of December 31, 2021.

NOTE 7 Investment Income

A. Interest income is recognized on an accrual basis. Due and accrued income was excluded from surplus on the following bases:

The Company does not accrue income on bonds in default which are delinquent more than twelve months. Further, income is not accrued when collection is uncertain. Accrued investment income on bonds that are over 90 days past due is nonadmitted.

B. At December 31, 2021, no amounts were excluded from investment income due and accrued.

NOTE 8 Derivative Instruments

The Company did not hold any derivative instruments during 2021.

NOTE 9 Income Taxes

A. The components of the net deferred tax asset/(liability) at the end of current period are as follows:

1.

	As of End of Current Period			12/31/2020			Change		
	(1) Ordinary	(2) Capital	(3) (Col. 1 + 2) Total	(4) Ordinary	(5) Capital	(6) (Col. 4 + 5) Total	(7) (Col. 1 - 4) Ordinary	(8) (Col. 2 - 5) Capital	(9) (Col. 7 + 8) Total
(a) Gross Deferred Tax Assets	\$ 2,361,148	\$ -	\$ 2,361,148	\$ 2,412,064	\$ 75,514	\$ 2,487,578	\$ (50,916)	\$ (75,514)	\$ (126,430)
(b) Statutory Valuation Allowance Adjustment									
(c) Adjusted Gross Deferred Tax Assets (1a - 1b)	\$ 2,361,148	\$ -	\$ 2,361,148	\$ 2,412,064	\$ 75,514	\$ 2,487,578	\$ (50,916)	\$ (75,514)	\$ (126,430)
(d) Deferred Tax Assets Nonadmitted	\$ 1,894,732	\$ -	\$ 1,894,732	\$ 1,758,371		\$ 1,758,371	\$ 136,361	\$ -	\$ 136,361
(e) Subtotal Net Admitted Deferred Tax Asset (1c - 1d)	\$ 466,416	\$ -	\$ 466,416	\$ 653,693	\$ 75,514	\$ 729,207	\$ (187,277)	\$ (75,514)	\$ (262,791)
(f) Deferred Tax Liabilities	\$ 329,170	\$ -	\$ 329,170	\$ 411,463		\$ 411,463	\$ (82,293)	\$ -	\$ (82,293)
(g) Net Admitted Deferred Tax Asset/(Net Deferred Tax Liability) (1e - 1f)	\$ 137,246	\$ -	\$ 137,246	\$ 242,230	\$ 75,514	\$ 317,744	\$ (104,984)	\$ (75,514)	\$ (180,498)

2.

	As of End of Current Period			12/31/2020			Change		
	(1) Ordinary	(2) Capital	(3) (Col. 1 + 2) Total	(4) Ordinary	(5) Capital	(6) (Col. 4 + 5) Total	(7) (Col. 1 - 4) Ordinary	(8) (Col. 2 - 5) Capital	(9) (Col. 7 + 8) Total
Admission Calculation Components SSAP No. 101									
(a) Federal Income Taxes Paid In Prior Years Recoverable Through Loss Carrybacks			\$ -		\$ 75,514	\$ 75,514	\$ -	\$ (75,514)	\$ (75,514)
(b) Adjusted Gross Deferred Tax Assets Expected To Be Realized (Excluding The Amount Of Deferred Tax Assets From 2(a) above) After Application of the Threshold Limitation. (The Lesser of 2(b)1 and 2(b)2 Below)	\$ 137,246	\$ -	\$ 137,246	\$ 242,230		\$ 242,230	\$ (104,984)	\$ -	\$ (104,984)
1. Adjusted Gross Deferred Tax Assets Expected to be Realized Following the Balance Sheet Date.	\$ 137,246	\$ -	\$ 137,246	\$ 242,230		\$ 242,230	\$ (104,984)	\$ -	\$ (104,984)
2. Adjusted Gross Deferred Tax Assets Allowed per Limitation Threshold.	XXX	XXX	\$ 6,420,850	XXX	XXX	\$ 6,283,454	XXX	XXX	\$ 137,396
(c) Adjusted Gross Deferred Tax Assets (Excluding The Amount Of Deferred Tax Assets From 2(a) and 2(b) above) Offset by Gross Deferred Tax Liabilities.	\$ 329,170	\$ -	\$ 329,170	\$ 411,463		\$ 411,463	\$ (82,293)	\$ -	\$ (82,293)
(d) Deferred Tax Assets Admitted as the result of application of SSAP No. 101. Total (2(a) + 2(b) + 2(c))	\$ 466,416	\$ -	\$ 466,416	\$ 653,693	\$ 75,514	\$ 729,207	\$ (187,277)	\$ (75,514)	\$ (262,791)

3.

	2021	2020
a. Ratio Percentage Used To Determine Recovery Period And Threshold Limitation Amount.	2562%	2695%
b. Amount Of Adjusted Capital And Surplus Used To Determine Recovery Period And Threshold Limitation In 2(b)2 Above.	\$ 43,471,485	\$ 41,889,696

NOTES TO FINANCIAL STATEMENTS

4.

	As of End of Current Period		12/31/2020		Change	
	(1)	(2)	(3)	(4)	(5)	(6)
	Ordinary	Capital	Ordinary	Capital	(Col. 1 - 3) Ordinary	(Col. 2 - 4) Capital
Impact of Tax Planning Strategies:						
(a) Determination of adjusted gross deferred tax assets and net admitted deferred tax assets, by tax character as a percentage.						
1. Adjusted Gross DTAs amount from Note 9A1(c)	\$ 2,361,148	\$ -	\$ 2,412,064	\$ 75,514	\$ (50,916)	\$ (75,514)
2. Percentage of adjusted gross DTAs by tax character attributable to the impact of tax planning strategies					0%	0%
3. Net Admitted Adjusted Gross DTAs amount from Note 9A1(e)	\$ 466,416	\$ -	\$ 653,693	\$ 75,514	\$ (187,277)	\$ (75,514)
4. Percentage of net admitted adjusted gross DTAs by tax character admitted because of the impact of tax planning strategies					0%	0%

b. Do the Company's tax-planning strategies include the use of reinsurance? Yes ☐ No ☒

B. Regarding deferred tax liabilities not recognized:

As of December 31, 2021, the company had no temporary differences for which deferred tax liabilities are not recognized.



NOTES TO FINANCIAL STATEMENTS

C. Current income taxes incurred consist of the following major components:

1. Current Income Tax

- (a) Federal
- (b) Foreign
- (c) Subtotal
- (d) Federal income tax on net capital gains
- (e) Utilization of capital loss carry-forwards
- (f) Other
- (g) Federal and foreign income taxes incurred

(1) 12/31/2021	(2) 12/31/2020	(3) (Col. 1 - 2) Change
\$ 337,151	\$ 549,902	\$ (212,751)
\$ 337,151	\$ 549,902	\$ (212,751)
\$ 7,585	\$ 16,828	\$ (9,243)
\$ 344,736	\$ 566,730	\$ (221,994)

2. Deferred Tax Assets:

- (a) Ordinary:
  - (1) Discounting of unpaid losses
  - (2) Unearned premium reserve
  - (3) Policyholder reserves
  - (4) Investments
  - (5) Deferred acquisition costs
  - (6) Policyholder dividends accrual
  - (7) Fixed Assets
  - (8) Compensation and benefits accrual
  - (9) Pension accrual
  - (10) Receivables - nonadmitted
  - (11) Net operating loss carry-forward
  - (12) Tax credit carry-forward
  - (13) Other (including items <5% of total ordinary tax assets)
- (99) Subtotal
- (b) Statutory valuation allowance adjustment
- (c) Nonadmitted
- (d) Admitted ordinary deferred tax assets (2a99 - 2b - 2c)
- (e) Capital:
  - (1) Investments
  - (2) Net capital loss carry-forward
  - (3) Real estate
  - (4) Other (including items <5% of total ordinary tax assets)
- (99) Subtotal
- (f) Statutory valuation allowance adjustment
- (g) Nonadmitted
- (h) Admitted capital deferred tax assets (2e99 - 2f - 2g)
- (i) Admitted deferred tax assets (2d + 2h)

\$ 2,172,207	\$ 2,263,330	\$ (91,123)
\$ 178,482	\$ 129,559	\$ 48,923
\$ 7,939	\$ 15,930	\$ (7,991)
	\$ 3,245	\$ (3,245)
\$ 2,520		\$ 2,520
\$ 2,361,148	\$ 2,412,064	\$ (50,916)
\$ 1,894,732	\$ 1,758,371	\$ 136,361
\$ 466,416	\$ 653,693	\$ (187,277)
	\$ 75,514	\$ (75,514)
\$ -	\$ 75,514	\$ (75,514)
\$ -	\$ 75,514	\$ (75,514)
\$ 466,416	\$ 729,207	\$ (262,791)

3. Deferred Tax Liabilities:

- (a) Ordinary:
  - (1) Investments
  - (2) Fixed Assets
  - (3) Deferred and uncollected premium
  - (4) Policyholder reserves
  - (5) Other (including items <5% of total ordinary tax liabilities)
- (99) Subtotal
- (b) Capital:
  - (1) Investments
  - (2) Real estate
  - (3) Other (including items <5% of total capital tax liabilities)
- (99) Subtotal
- (c) Deferred tax liabilities (3a99 + 3b99)

\$ 329,170	\$ 411,463	\$ (82,293)
\$ 329,170	\$ 411,463	\$ (82,293)
\$ 329,170	\$ 411,463	\$ (82,293)
\$ 137,246	\$ 317,744	\$ (180,498)

4. Net deferred tax assets/liabilities (2i - 3c)

D. Analysis of Actual Income Tax Expense

The Company's income tax expense differs from the amount obtained by applying the statutory rate of 21% to pretax income for the following reasons at December 31, 2021:

Provisions computed at statutory rate  
IMR  
Nonadmitted Assets  
Stock compensation  
Other  
Rate Differential  
Total

Amounts	Effective Tax Rate (%)
\$ 397,097	21.00%
(11,469)	-0.61%
3,245	0.17%
-	0.00%
(3,329)	-0.18%
-	0.00%
\$ 385,544	20.39%

Federal income tax incurred  
Change in net deferred income taxes  
Total statutory income tax

\$ 344,736	
40,808	
\$ 385,544	20.39%

E. Operating Loss and Tax Credit Carryforwards and Protective Tax Deposits

1. At December 31, 2021, the Company did not have any operating loss carryforwards which do not expire. At December 31, 2021, the Company did not have any unused operating loss carryforwards or net capital loss carryforwards available to offset against future taxable income.

NOTES TO FINANCIAL STATEMENTS

2. The following are income taxes incurred in the current and prior years that will be available for recoupment in the event of future net losses:

	Capital
2019	74,462
2020	114,512
2021	-
Total	188,974

3. The Company did not have any protective tax deposits under Section 6603 of the Internal Revenue Code.

F. Consolidated Federal Income Tax Return

1. The Company is included in the consolidated federal income tax return filed by the Holding Company (the “common parent”) and its other subsidiaries.
2. The Company computes federal income tax expense as if it were filing a separate tax return and remits amounts due to the common parent which files a consolidated tax return on behalf of the affiliated group.

G. Federal or Foreign Federal Income Tax Loss Contingencies

The Company has no tax loss contingencies for which it is reasonably possible that the total liability will significantly increase within twelve months of the reporting date.

H. Repatriation Transition Tax (RTT)

The Company did not have any repatriation transition tax as of December 31, 2021.

I. Alternative Minimum Tax (AMT) Credit

The Company did not have any alternative minimum tax credit as of December 31, 2021.

NOTE 10 Information Concerning Parent, Subsidiaries, Affiliates and Other Related Parties

- A. The Company is wholly owned by American Equity Investment Life Insurance Company ("American Equity Life"), a life insurance company domiciled in the State of Iowa. American Equity Life is wholly owned by American Equity Investment Life Holding Company ("Holding Company").

On January 5, 2021 American Equity Investment Life Holding Company established a new, wholly owned LLC for the purpose of providing investment advice and making investment decisions. On June 15, 2021 American Equity Investment Life Insurance Company established a new Trust for the purpose of purchasing residential loans. On September 8, 2021 American Equity Investment Life Insurance Company established a captive reinsurance company to meet the risk management needs of the company. On September 8, 2021, American Equity Investment Life Holding Company established a new, wholly owned LLC to be used for future operations. On November 1 and December 2, 2021 Eagle Life Insurance Company established new Trusts for the purposes of purchasing residential loans. On December 2, 2021 American Equity Investment Life Insurance Company established a new captive reinsurance company to meet the risk management needs of the company. On December 31, 2021 ownership of the most recently formed captive reinsurer was transferred to American Equity Investment Life Holding Company via dividend of 100% of common shares issued and outstanding. As such, American Equity Investment Life Holding Company became the sole owner of the captive reinsurer.

- B. No capital contributions were made to the Company during 2021.

Please see Schedule Y, Part 2 for all reportable transactions by the Company and its affiliated insurers with other affiliates.

At December 31, 2021 and 2020, the Company reported amounts payable to American Equity Life of \$46,002 and \$67,312.

The Company did not have any material assessments in 2021.

- C. The Company has no transactions with related parties which are not reported on Schedule Y, Part 2.

- D. Please see Schedule Y, Part 2 for all reportable transactions by the Company and its affiliated insurers with other affiliates.

- E. The Company has a Management Services Agreement with American Equity Life. Under this agreement, American Equity Life agrees to provide administrative functions related to agent licensing, payment of commissions, actuarial services, annuity policy issuance and service, accounting and financial, compliance, market conduct, general and informational services and marketing. In exchange for providing these administrative functions, the Company reimburses American Equity Life for actual costs incurred in a fair and equitable manner. During the years ended December 31, 2021 and 2020, the Company incurred fees of \$293,976 and \$250,047, respectively, in accordance with this agreement.

The Company has an Investment Advisory Agreement with the Holding Company. Under this agreement, the Company pays a fee quarterly based on an annual rate of 0.25% on the first \$100,000,000 plus 0.17% on the amount in excess of \$100,000,000 of the market value of invested assets, such fee not to be less than \$2,500 per quarter. In exchange for this fee, the Holding Company is to provide investment advice and make investment decisions based on the investment provisions of the State of New York. During the years ended December 31, 2021 and 2020, the Company incurred fees of \$409,991 and \$418,715, respectively, in accordance with this agreement.

- F. During 2021, the Company made no guarantees or undertakings for the benefit of an affiliate or related party that could result in a material contingent exposure.

- G. Please see Schedule Y, Part 2 for all reportable transactions by the Company and its affiliated insurers with other affiliates.

- H. The Company did not own any downstream subsidiary, controlled or affiliated companies as of December 31, 2021.

- I. The Company did not own any interest in subsidiary, controlled or affiliated companies as of December 31, 2021.

- J. The Company did not recognize any impairment write-downs for investments in subsidiary, controlled or affiliated companies during 2021.

- K. The Company did not own any investments in a foreign insurance subsidiary where CARVM and related Actuarial Guidelines were calculated as of December 31, 2021.

- L. The Company did not own any investment in a downstream noninsurance holding company as of December 31, 2021.

- M. The Company did not own any SCA investments as of December 31, 2021.

- N. The Company did not have any investment in Insurance SCAs as of December 31, 2021.

- O. The Company did not have any SCA losses as of December 31, 2021.

NOTES TO FINANCIAL STATEMENTS

NOTE 11 Debt

A. The Company has no debentures outstanding or any reverse repurchase agreements.

B. FHLB (Federal Home Loan Bank) Agreements

The Company does not have any FHLB agreements for the year ended December 31, 2021.

NOTE 12 Retirement Plans, Deferred Compensation, Postemployment Benefits and Compensated Absences and Other Postretirement Benefit Plans

A. Defined Benefit Plan

The company did not have a Defined Benefit Plan as of December 31, 2021.

B. Description of Investment Policies and Strategies

None.

C. Fair Value of Plan Assets

None.

D. Rate of Return Assumptions

None.

E. Defined Contribution Plans

The Company did not have a Defined Contribution Plan as of December 31, 2021.

F. Multiemployer Plans

The Company did not have Multiemployer Plans as of December 31, 2021.

G. Consolidated/Holding Company Plans

The employees of the Company participate in the American Equity Investment Profit Sharing and 401(k) Plan ("the Plan"), which is sponsored by the Holding Company. During the years ended December 31, 2021 and 2020, the Company incurred expenses of \$0 and \$1,440, respectively, for its employee's participation in the plan.

H. Postemployment Benefits and Compensated Absences

None.

I. Impact of Medicare Modernization Act on Postretirement Benefits (INT 04-17)

None.

NOTE 13 Capital and Surplus, Dividend Restrictions and Quasi-Reorganizations

A. The Company has 2,000,000 shares of authorized, issued and outstanding common stock as of December 31, 2021.

B. The Company has no preferred stock outstanding.

C. Prior approval of the Insurance Department is required for the payment of dividends.

D. The Company made no dividend payments during 2021 or 2020.

E. Within the limitation of (C) above, there are no restrictions placed on the portion of Company profits that may be paid as ordinary dividends to the stockholder.

F. No restrictions have been placed on the Company's unassigned surplus.

G. The Company does not have any advances to surplus not repaid.

H. The Company held none of its stock or stock of affiliated companies for special purposes.

I. The Company had no changes in special surplus from the prior year.

J. The portion of unassigned funds (surplus) represented or reduced by cumulative unrealized gains and losses is \$ 15,854

K. The Company does not have any surplus notes as of December 31, 2021.

L. The Company did not have any quasi-reorganizations during 2021.

M. The Company did not have any quasi-reorganizations during 2021.

NOTE 14 Liabilities, Contingencies and Assessments

A. Contingent Commitments

The Company did not have any contingent commitments or guarantees in 2021.

B. Assessments

The Company did not have any material assessments in 2021.

NOTES TO FINANCIAL STATEMENTS

C. Gain Contingencies

The Company did not have any gain contingencies as of December 31, 2021.

D. Claims Related to Extra Contractual Obligations and Bad Faith Losses Stemming from Lawsuits

The Company did not pay amounts during the reporting period to settle claims related to extra contractual obligations or bad faith claims stemming from lawsuits.

E. Joint and Several Liabilities

The Company did not have any joint or several liabilities as of December 31, 2021.

F. All Other Contingencies

The Company did not have any loss contingencies as of December 31, 2021.

NOTE 15 Leases

A. Lessee Leasing Arrangements:

The Company leases certain office space at its home office in Lake Success, New York. During the years ended December 31, 2021 and 2020, rent expense totaled \$33,328 and \$31,540, respectively. The Company had no other leases.

B. Lessor Leases

The Company is not a lessor under any leasing arrangements.

NOTE 16 Information About Financial Instruments With Off-Balance Sheet Risk and Financial Instruments With Concentrations of Credit Risk

The Company did not have financial instruments with off-balance sheet risk or derivative financial instruments as of December 31, 2021.

NOTE 17 Sale, Transfer and Servicing of Financial Assets and Extinguishments of Liabilities

A. Transfers of Receivables Reported as Sales

For the year ended December 31, 2021, the Company did not have transfers of receivables reported as sales.

B. Transfer and Servicing of Financial Assets

The company did not have any transactions surrounding the transfers and servicing of financial assets during the year ended December 31, 2021.

C. Wash Sales

In the course of the Company's asset management, securities are sold and reacquired within 30 days of the sale date. During the year ended December 31, 2021, the Company did not have any transactions qualifying as wash sales.

NOTE 18 Gain or Loss to the Reporting Entity from Uninsured Plans and the Uninsured Portion of Partially Insured Plans

A. ASO Plans:

The Company did not have ASO plans during 2021.

B. ASC Plans:

The Company did not have any ASC plans during 2021.

C. Medicare or Similarly Structured Cost Based Reimbursement Contract

The Company did not have any Medicare or other similarly structured cost based reimbursement contracts during 2021.

NOTE 19 Direct Premium Written/Produced by Managing General Agents/Third Party Administrators

The Company did not have any direct premiums written by managing general agents or third party administrators during 2021.

NOTE 20 Fair Value Measurements

A.

(1) Fair Value Measurements at Reporting Date

Description for each class of asset or liability	(Level 1)	(Level 2)	(Level 3)	Net Asset Value (NAV)	Total
a. Assets at fair value					
Common Stock	\$ -	\$ 46,427	\$ -	\$ -	\$ 46,427

There were no financial liabilities measured at fair value at the reporting date of December 31, 2021.

(2) Fair Value Measurements in (Level 3) of the Fair Value hierarchy

None.

(3) Policy on Transfers Into and Out of Level 3

Transfers of securities among the levels occur at times and depend on the type of inputs used to determine fair value of each security. There were no transfers between levels during any period presented.

NOTES TO FINANCIAL STATEMENTS

(4) Inputs and Techniques Used for Level 2 and Level 3 Fair Values

Fair value is the price that would be received to sell an asset or paid to transfer a liability (exit price) in an orderly transaction between market participants at the measurement date. The objective of a fair value measurement is to determine that price for each financial instrument at each measurement date. The Company meets this objective using various methods of valuation that include market, income, and cost approaches.

The Company categorizes its financial instruments into three levels of fair value hierarchy based on the priority of inputs used in determining fair value. The hierarchy defines the highest priority inputs (Level 1) as quoted prices in active markets for identical assets or liabilities. The lowest priority inputs (Level 3) are the Company's assumptions about what a market participant would use in determining fair value such as estimated future cash flows. In certain cases, the inputs used to measure fair value may fall into different levels of the fair value hierarchy. In such cases, a financial instrument's level within the fair value hierarchy is based on the lowest level of input that is significant to the fair value measurement. The Company's assessment of the significance of a particular input to the fair value measurement in its entirety requires judgment and considers factors specific to the financial instrument. The Company categorizes its financial assets and liabilities recorded at fair value in the consolidated balance sheets as follows:

Level 1 - Quoted prices are available in active markets for identical financial instruments as of the reporting date. The Company does not adjust the quoted price for these financial instruments, even in situations where it holds a large position and a sale could reasonably impact the quoted price.

Level 2 - Quoted prices in active markets for similar financial instruments, quoted prices for identical or similar financial instruments in markets that are not active, and models and other valuation methodologies using inputs other than quoted prices that are observable.

Level 3 - Models and other valuation methodologies using significant inputs that are unobservable for financial instruments and include situations where there is little, if any, market activity for the financial instrument. The inputs into the determination of fair value require significant management judgment or estimation. Financial instruments that are included in Level 3 are securities for which no market activity or data exists and for which the Company used discounted expected future cash flows with its own assumptions about what a market participant would use in determining fair value.

(5) Derivative Fair Values

None.

B. Other Fair Value Disclosures

None.

C. Aggregate fair value for all financial instruments and the level within the fair value hierarchy in which the fair value measurements in their entirety fall.

The following table represents the fair values and admitted values of all admitted assets and liabilities that are financial instruments excluding those accounted for under the equity method (subsidiaries and joint ventures). The fair values are also categorized into the three level fair value hierarchy.

Type of Financial Instrument	Aggregate Fair Value	Admitted Assets	(Level 1)	(Level 2)	(Level 3)	Net Asset Value (NAV)	Not Practicable (Carrying Value)
Assets							
Bonds	\$ 176,181,325	\$ 159,245,584	\$ 500,500	\$ 175,680,825	\$ -	\$ -	\$ -
Other invested assets	\$ 3,816,624	\$ 3,136,244	\$ -	\$ 3,816,624	\$ -	\$ -	\$ -
Common stock - unaffiliated	\$ 46,427	\$ 46,427	\$ -	\$ 46,427	\$ -	\$ -	\$ -
Cash and cash equivalents	\$ 6,163,870	\$ 6,163,870	\$ 6,163,870	\$ -	\$ -	\$ -	\$ -
Liabilities							
Policy benefit reserves	\$ 110,346,722	\$ 110,951,261	\$ -	\$ -	\$ 110,346,722	\$ -	\$ -

Bonds: The fair values of bonds are obtained from third parties and are based on quoted market prices when available. The third parties use yield data and other factors relating to instruments or securities with similar characteristics to determine fair value for securities that are not actively traded.

Preferred and common stock: The fair values of preferred and unaffiliated common stocks are based on quoted market prices.

Other invested assets: The fair values of other invested assets are obtained from third parties and are based on quoted market prices when available. The third parties use yield data and other factors relating to instruments or securities with similar characteristics to determine fair value for securities that are not actively traded.

Cash and cash equivalents: Amounts reported in the statutory- basis balance sheets for these instruments are reported at their historical cost which approximates fair value due to the nature of the assets assigned to this category.

Policy benefit reserves: The fair values of the liabilities under contracts are stated at the cost the Company would incur to extinguish the liability (i.e., the cash surrender value). For period-certain annuity benefit contracts, the fair value is determined by discounting the benefits at the interest rates currently in effect for newly issued immediate annuity contracts.

D. Not Practicable to Estimate Fair Value

None.

E. Estimates using NAV practical expedient

As of December 31, 2021, the Company did not have any investments measured using the NAV practical expedient.

NOTE 21 Other Items

A. Unusual or Infrequent Items

The Company did not have any extraordinary items during 2021.

B. Troubled Debt Restructuring: Debtors

During the year ended December 31, 2021, the Company did not have any trouble debt restructuring.

ANNUAL STATEMENT FOR THE YEAR 2021 OF THE AMERICAN EQUITY INVESTMENT LIFE INSURANCE  
COMPANY OF NEW YORK

NOTES TO FINANCIAL STATEMENTS

---

C. Other Disclosures

The Company did not have any unusual items or investments pledged as collateral as of December 31, 2021.

D. Business Interruption Insurance Recoveries

The Company did not have any business interruption insurance recoveries during 2021.

E. State Transferable and Non-transferable Tax Credits

The Company did not have any state transferable or non-transferable tax credits as of December 31, 2021.

F. Subprime Mortgage Related Risk Exposure

The Company defines its exposure to subprime mortgages as any fixed income security primarily backed by mortgage pools with any of the following characteristics calculated on a weighted average basis:

- First lien mortgages whose borrowers have FICO scores less than 650
- First lien mortgages with loan-to-value ratios greater than 90%
- Second lien mortgages whose borrowers have FICO scores less than 675
- Borrowers with less than conventional documentation and FICO scores less than 650
- Any security backed by a U.S. Government Agency or insured by FHA or VA is not considered to be subprime

The Company did not have any exposure to subprime securities during the year ended December 31, 2021.

G. Retained Assets

As of December 31, 2021, the Company does not have any retained assets.

H. Insurance-Linked Securities (ILS) Contracts

As of December 31, 2021, the Company does not have any insurance-linked securities.

I. The Amount That Could Be Realized on Life Insurance Where the Reporting Entity is Owner and Beneficiary or Has Otherwise Obtained Rights to Control the Policy

As of December 31, 2021, the Company does not have any company owned life insurance (COLI).

NOTE 22 Events Subsequent

Type I – Recognized Subsequent Events:

Subsequent events have been considered through February 18, 2022.

There are no subsequent events to report.

Type II – Nonrecognized Subsequent Events:

Subsequent events have been considered through February 18, 2022.

There are no subsequent events to report.

The Company is not subject to an annual fee under Section 9010 of the Federal Affordable Care Act.

NOTE 23 Reinsurance

As of December 31, 2021, the Company does not have any reinsurance agreements.

NOTE 24 Retrospectively Rated Contracts & Contracts Subject to Redetermination

A. Disclose the method used by the reporting entity to estimate accrued retrospective premium adjustments.

The Company does not have any retrospectively rated contracts or contracts subject to redetermination.

B. Disclose whether accrued retrospective premiums are recorded through written premium or as an adjustment to earned premium.

The Company does not have any retrospectively rated contracts or contracts subject to redetermination.

C. Disclose the amount of net premiums written that are subject to retrospective rating features, as well as the corresponding percentage to total net premiums written.

The Company does not have any retrospectively rated contracts or contracts subject to redetermination.

D. Medical loss ratio rebates required pursuant to the Public Health Service Act.

The Company does not have any medical loss ratio rebates.

E. Risk Sharing Provisions of the Affordable Care Act

The Company is not subject to risk-sharing provisions of the Affordable Care Act.

NOTE 25 Change in Incurred Losses and Loss Adjustment Expenses

A.-B. The Company did not have any change in incurred losses and loss adjustment expense during 2021.

NOTE 26 Intercompany Pooling Arrangements

A.-G. The Company did not participate in any intercompany pooling arrangements during 2021.

NOTES TO FINANCIAL STATEMENTS

NOTE 27 Structured Settlements

A.-B.The Company did not have any structured settlements in 2021.

NOTE 28 Health Care Receivables

A.-B. The Company did not have any health care receivables as of December 31, 2021.

NOTE 29 Participating Policies

The Company did not have any participating policies during 2021.

NOTE 30 Premium Deficiency Reserves

The Company did not have any premium deficiency reserves as of December 31, 2021.

NOTE 31 Reserves for Life Contracts and Annuity Contracts

- (1) The Company waives deduction of fractional premiums upon the death of the insured. Surrender values are not promised in excess of legally computed reserves.
- (2) As part of the underwriting process, an individual may be determined to be substandard. In some cases, additional premiums are charged depending on such determination.  
  
The reserves for annuity policies, developed by actuarial methods, are established and maintained on the basis of published mortality and morbidity tables using assumed interest rates and valuation methods that will provide, in the aggregate, reserves that are not less than the minimum valuation required by law or guaranteed policy cash values.
- (3) As of December 31, 2021, the Company has no insurance in force for which the gross premiums are less than the net premiums according to the standard valuation set by the State of New York.
- (4) The Tabular Interest, Tabular Less Actual Reserves Released and Tabular Cost have been determined by formula as described in the instructions.
- (5) For the determination of Tabular Interest on fund not involving life contingencies for each valuation rate of interest, the tabular interest is calculated as one hundredth of the product of such valuation rate of interest times the mean of the amount of funds subject to such valuation rate of interest held at the beginning and end of the year of valuation.
- (6) None.

NOTE 32 Analysis of Annuity Actuarial Reserves and Deposit Type Contract Liabilities by Withdrawal Characteristics

A. INDIVIDUAL ANNUITIES:

	General Account	Separate Account with Guarantees	Separate Account Nonguaranteed	Total	% of Total
(1) Subject to discretionary withdrawal:					
a. With market value adjustment	\$ 68,335	\$ -	\$ -	\$ 68,335	0.10%
b. At book value less current surrender charge of 5% or more	\$ 1,387,931	\$ -	\$ -	\$ 1,387,931	1.20%
c. At fair value					
d. Total with market value adjustment or at fair value (total of a through c)	\$ 1,456,265	\$ -	\$ -	\$ 1,456,265	1.30%
e. At book value without adjustment (minimal or no charge or adjustment)	\$ 108,197,317	\$ -	\$ -	\$ 108,197,317	95.60%
(2) Not subject to discretionary withdrawal	\$ 3,560,360	\$ -	\$ -	\$ 3,560,360	3.10%
(3) Total (gross: direct + assumed)	\$ 113,213,942	\$ -	\$ -	\$ 113,213,942	100.00%
(4) Reinsurance ceded					
(5) Total (net)* (3) - (4)	\$ 113,213,942	\$ -	\$ -	\$ 113,213,942	

(6) Amount included in A(1)b above that will move to A(1)e for the first time within the year after the statement date:  
\* Reconciliation of total annuity actuarial reserves and deposit fund liabilities.

B. GROUP ANNUITIES:

The Company did not have any Group Annuities as of December 31, 2021.

NOTES TO FINANCIAL STATEMENTS

C. DEPOSIT-TYPE CONTRACTS (no life contingencies):

	General Account	Separate Account with Guarantees	Separate Account Nonguaranteed	Total	% of Total
(1) Subject to discretionary withdrawal:					
a. With market value adjustment					
b. At book value less current surrender charge of 5% or more					
c. At fair value					
d. Total with market value adjustment or at fair value (total of a through c)					
e. At book value without adjustment (minimal or no charge or adjustment)					
(2) Not subject to discretionary withdrawal	\$ 1,297,679	\$ -	\$ -	\$ 1,297,679	100.00%
(3) Total (gross: direct + assumed)	\$ 1,297,679	\$ -	\$ -	\$ 1,297,679	100.00%
(4) Reinsurance ceded					
(5) Total (net)* (3) - (4)	<u>\$ 1,297,679</u>	<u>\$ -</u>	<u>\$ -</u>	<u>\$ 1,297,679</u>	

(6) Amount included in C(1)b above that will move to C(1)e for the first time within the year after the statement date:

D. Life & Accident & Health Annual Statement:	Amount
(1) Exhibit 5, Annuities Section, Total (net)	\$ 111,900,699
(2) Exhibit 5, Supplementary Contracts with Life Contingencies Section, Total (net)	\$ 1,313,245
(3) Exhibit 7, Deposit-Type Contracts, Line 14, Column 1	<u>\$ 1,297,678</u>
(4) Subtotal	<u>\$ 114,511,622</u>
Separate Accounts Annual Statement:	
(5) Exhibit 3, Line 0299999, Column 2	
(6) Exhibit 3, Line 0399999, Column 2	
(7) Policyholder dividend and coupon accumulations	
(8) Policyholder premiums	
(9) Guaranteed interest contracts	
(10) Other contract deposit funds	
(11) Subtotal	
(12) Combined Total	<u>\$ 114,511,622</u>

NOTE 33 Analysis of Life Actuarial Reserves by Withdrawal Characteristics

	Account Value	Cash Value	Reserve
A. General Account			
(1) Subject to discretionary withdrawal, surrender values or policy loans:			
a. Term Policies with Cash Value			
b. Universal Life			
c. Universal Life with Secondary Guarantees			
d. Indexed Universal Life			
e. Indexed Universal Life with Secondary Guarantees			
f. Indexed Life			
g. Other Permanent Cash Value Life Insurance			
h. Variable Life			
i. Variable Universal Life			
j. Miscellaneous Reserves			
(2) Not subject to discretionary withdrawal or no cash values:			
a. Term Policies without Cash Value	XXX	XXX	
b. Accidental Death Benefits	XXX	XXX	
c. Disability - Active Lives	XXX	XXX	
d. Disability - Disabled Lives	XXX	XXX	
e. Miscellaneous Reserves	XXX	XXX	
(3) Total (gross: direct + assumed)	\$ -	\$ -	\$ 9,350,000
(4) Reinsurance ceded			
(5) Total (net) (3) - (4)	<u>\$ -</u>	<u>\$ -</u>	<u>\$ 9,350,000</u>



NOTES TO FINANCIAL STATEMENTS

	Account Value	Cash Value	Reserve
B. Separate Account with Guarantees			
(1) Subject to discretionary withdrawal, surrender values or policy loans:			
a. Term Policies with Cash Value			
b. Universal Life			
c. Universal Life with Secondary Guarantees			
d. Indexed Universal Life			
e. Indexed Universal Life with Secondary Guarantees			
f. Indexed Life			
g. Other Permanent Cash Value Life Insurance			
h. Variable Life			
i. Variable Universal Life			
j. Miscellaneous Reserves			
(2) Not subject to discretionary withdrawal or no cash values:			
a. Term Policies without Cash Value	XXX	XXX	
b. Accidental Death Benefits	XXX	XXX	
c. Disability - Active Lives	XXX	XXX	
d. Disability - Disabled Lives	XXX	XXX	
e. Miscellaneous Reserves	XXX	XXX	
(3) Total (gross: direct + assumed)			
(4) Reinsurance ceded			
(5) Total (net) (3) - (4)			
	Account Value	Cash Value	Reserve
C. Separate Account Nonguaranteed			
(1) Subject to discretionary withdrawal, surrender values or policy loans:			
a. Term Policies with Cash Value			
b. Universal Life			
c. Universal Life with Secondary Guarantees			
d. Indexed Universal Life			
e. Indexed Universal Life with Secondary Guarantees			
f. Indexed Life			
g. Other Permanent Cash Value Life Insurance			
h. Variable Life			
i. Variable Universal Life			
j. Miscellaneous Reserves			
(2) Not subject to discretionary withdrawal or no cash values:			
a. Term Policies without Cash Value	XXX	XXX	
b. Accidental Death Benefits	XXX	XXX	
c. Disability - Active Lives	XXX	XXX	
d. Disability - Disabled Lives	XXX	XXX	
e. Miscellaneous Reserves	XXX	XXX	
(3) Total (gross: direct + assumed)			
(4) Reinsurance ceded			
(5) Total (net) (3) - (4)			
		Amount	
D. Life & Accident & Health Annual Statement:			
(1) Exhibit 5, Life Insurance Section, Total (net)			
(2) Exhibit 5, Accidental Death Benefits Section, Total (net)			
(3) Exhibit 5, Disability - Active Lives Section, Total (net)			
(4) Exhibit 5, Disability - Disabled Lives Section, Total (net)			
(5) Exhibit 5, Miscellaneous reserves Section, Total (net)		\$ 9,350,000	
(6) Subtotal		\$ 9,350,000	
Separate Accounts Statement			
(7) Exhibit 3, Line 0199999, Column 2			
(8) Exhibit 3, Line 0499999, Column 2			
(9) Exhibit 3, Line 0599999, Column 2			
(10) Subtotal (Lines (7) through (9))			
(11) Combined Total (6) and (10))		\$ 9,350,000	

NOTE 34 Premium & Annuity Considerations Deferred and Uncollected

The Company did not have any deferred and uncollected life insurance premiums and annuity consideration as of December 31, 2021.

NOTE 35 Separate Accounts

The Company did not have any Separate Accounts as of December 31, 2021.

NOTE 36 Loss/Claim Adjustment Expenses

The Company did not have loss/claim adjustment expenses during 2021.

GENERAL INTERROGATORIES

PART 1 - COMMON INTERROGATORIES  
GENERAL

1.1

Is the reporting entity a member of an Insurance Holding Company System consisting of two or more affiliated persons, one or more of which is an insurer? .....  
If yes, complete Schedule Y, Parts 1, 1A, 2 and 3.

Yes ☒ No ☐

1.2

If yes, did the reporting entity register and file with its domiciliary State Insurance Commissioner, Director or Superintendent, or with such regulatory official of the state of domicile of the principal insurer in the Holding Company System, a registration statement providing disclosure substantially similar to the standards adopted by the National Association of Insurance Commissioners (NAIC) in its Model Insurance Holding Company System Regulatory Act and model regulations pertaining thereto, or is the reporting entity subject to standards and disclosure requirements substantially similar to those required by such Act and regulations? .....

Yes ☒ No ☐ N/A ☐

1.3

State Regulating? .....

NEW YORK

1.4

Is the reporting entity publicly traded or a member of a publicly traded group? .....

Yes ☒ No ☐

1.5

If the response to 1.4 is yes, provide the CIK (Central Index Key) code issued by the SEC for the entity/group. ....

0001039828

2.1

Has any change been made during the year of this statement in the charter, by-laws, articles of incorporation, or deed of settlement of the reporting entity? .....

Yes ☐ No ☒

2.2

If yes, date of change: .....

3.1

State as of what date the latest financial examination of the reporting entity was made or is being made. ....

12/31/2018

3.2

State the as of date that the latest financial examination report became available from either the state of domicile or the reporting entity. This date should be the date of the examined balance sheet and not the date the report was completed or released. ....

12/31/2018

3.3

State as of what date the latest financial examination report became available to other states or the public from either the state of domicile or the reporting entity. This is the release date or completion date of the examination report and not the date of the examination (balance sheet date). ....

06/26/2020

3.4

By what department or departments?  
NEW YORK INSURANCE DEPARTMENT .....

3.5

Have all financial statement adjustments within the latest financial examination report been accounted for in a subsequent financial statement filed with Departments? .....

Yes ☐ No ☐ N/A ☒

3.6

Have all of the recommendations within the latest financial examination report been complied with? .....

Yes ☒ No ☐ N/A ☐

4.1

During the period covered by this statement, did any agent, broker, sales representative, non-affiliated sales/service organization or any combination thereof under common control (other than salaried employees of the reporting entity), receive credit or commissions for or control a substantial part (more than 20 percent of any major line of business measured on direct premiums) of:  
4.11 sales of new business? .....  
4.12 renewals? .....

Yes ☐ No ☒  
Yes ☐ No ☒

4.2

During the period covered by this statement, did any sales/service organization owned in whole or in part by the reporting entity or an affiliate, receive credit or commissions for or control a substantial part (more than 20 percent of any major line of business measured on direct premiums) of:  
4.21 sales of new business? .....  
4.22 renewals? .....

Yes ☐ No ☒  
Yes ☐ No ☒

5.1

Has the reporting entity been a party to a merger or consolidation during the period covered by this statement? .....  
If yes, complete and file the merger history data file with the NAIC.

Yes ☐ No ☒

5.2

If yes, provide the name of the entity, NAIC Company Code, and state of domicile (use two letter state abbreviation) for any entity that has ceased to exist as a result of the merger or consolidation.

1 Name of Entity	2 NAIC Company Code	3 State of Domicile

6.1

Has the reporting entity had any Certificates of Authority, licenses or registrations (including corporate registration, if applicable) suspended or revoked by any governmental entity during the reporting period? .....

Yes ☐ No ☒

6.2

If yes, give full information: .....

7.1

Does any foreign (non-United States) person or entity directly or indirectly control 10% or more of the reporting entity? .....

Yes ☐ No ☒

7.2

If yes,  
7.21 State the percentage of foreign control; ..... %  
7.22 State the nationality(s) of the foreign person(s) or entity(s) or if the entity is a mutual or reciprocal, the nationality of its manager or attorney-in-fact; and identify the type of entity(s) (e.g., individual, corporation or government, manager or attorney in fact).

1 Nationality	2 Type of Entity

GENERAL INTERROGATORIES

8.1

Is the company a subsidiary of a depository institution holding company (DIHC) or a DIHC itself, regulated by the Federal Reserve Board? .....

Yes [ ] No [ X ]

8.2

If the response to 8.1 is yes, please identify the name of the DIHC.

8.3

Is the company affiliated with one or more banks, thrifts or securities firms? .....

Yes [ ] No [ X ]

8.4

If response to 8.3 is yes, please provide below the names and location (city and state of the main office) of any affiliates regulated by a federal regulatory services agency [i.e. the Federal Reserve Board (FRB), the Office of the Comptroller of the Currency (OCC), the Federal Deposit Insurance Corporation (FDIC) and the Securities Exchange Commission (SEC)] and identify the affiliate's primary federal regulator.

1	2	3	4	5	6
Affiliate Name	Location (City, State)	FRB	OCC	FDIC	SEC

8.5

Is the reporting entity a depository institution holding company with significant insurance operations as defined by the Board of Governors of Federal Reserve System or a subsidiary of the reporting entity? .....

Yes [ ] No [ X ]

8.6

If response to 8.5 is no, is the reporting entity a company or subsidiary of a company that has otherwise been made subject to the Federal Reserve Board's capital rule? .....

Yes [ ] No [ ] N/A [ X ]

9.

What is the name and address of the independent certified public accountant or accounting firm retained to conduct the annual audit?  
EY, 801 GRAND AVENUE, STE 3110, DES MOINES, IA 50309 .....

10.1

Has the insurer been granted any exemptions to the prohibited non-audit services provided by the certified independent public accountant requirements as allowed in Section 7H of the Annual Financial Reporting Model Regulation (Model Audit Rule), or substantially similar state law or regulation? .....

Yes [ ] No [ X ]

10.2

If the response to 10.1 is yes, provide information related to this exemption:

10.3

Has the insurer been granted any exemptions related to the other requirements of the Annual Financial Reporting Model Regulation as allowed for in Section 18A of the Model Regulation, or substantially similar state law or regulation? .....

Yes [ ] No [ X ]

10.4

If the response to 10.3 is yes, provide information related to this exemption:

10.5

Has the reporting entity established an Audit Committee in compliance with the domiciliary state insurance laws? .....

Yes [ X ] No [ ] N/A [ ]

10.6

If the response to 10.5 is no or n/a, please explain

11.

What is the name, address and affiliation (officer/employee of the reporting entity or actuary/consultant associated with an actuarial consulting firm) of the individual providing the statement of actuarial opinion/certification?  
DANNY D PURCELL , SR MANAGING ACTUARY AMERICAN EQUITY INVESTMENT LIFE INSURANCE COMPANY OF NEW YORK 6000 WESTOWN PARKWAY WEST DES MOINES, IOWA 50266 .....

12.1

Does the reporting entity own any securities of a real estate holding company or otherwise hold real estate indirectly? .....

Yes [ ] No [ X ]

12.11

Name of real estate holding company .....

12.12

Number of parcels involved .....

12.13

Total book/adjusted carrying value .....

\$ .....

12.2

If, yes provide explanation:

13.

FOR UNITED STATES BRANCHES OF ALIEN REPORTING ENTITIES ONLY:

13.1

What changes have been made during the year in the United States manager or the United States trustees of the reporting entity?

13.2

Does this statement contain all business transacted for the reporting entity through its United States Branch on risks wherever located? .....

Yes [ ] No [ ]

13.3

Have there been any changes made to any of the trust indentures during the year? .....

Yes [ ] No [ ]

13.4

If answer to (13.3) is yes, has the domiciliary or entry state approved the changes? .....

Yes [ ] No [ ] N/A [ ]

14.1

Are the senior officers (principal executive officer, principal financial officer, principal accounting officer or controller, or persons performing similar functions) of the reporting entity subject to a code of ethics, which includes the following standards? .....

Yes [ X ] No [ ]

a.

Honest and ethical conduct, including the ethical handling of actual or apparent conflicts of interest between personal and professional relationships;

b.

Full, fair, accurate, timely and understandable disclosure in the periodic reports required to be filed by the reporting entity;

c.

Compliance with applicable governmental laws, rules and regulations;

d.

The prompt internal reporting of violations to an appropriate person or persons identified in the code; and

e.

Accountability for adherence to the code.

14.11

If the response to 14.1 is No, please explain:

14.2

Has the code of ethics for senior managers been amended? .....

Yes [ ] No [ X ]

14.21

If the response to 14.2 is yes, provide information related to amendment(s).

14.3

Have any provisions of the code of ethics been waived for any of the specified officers? .....

Yes [ ] No [ X ]

14.31

If the response to 14.3 is yes, provide the nature of any waiver(s).

## GENERAL INTERROGATORIES

- |  |                                 |   |        |
|--|---------------------------------|---|--------|
| 1<br>American Bankers Association (ABA) Routing Number | 2                               | 3   | 4      |
|  | Issuing or Confirming Bank Name | Circumstances That Can Trigger the Letter of Credit | Amount |
|  |                                 |   |        |

16.	Is the purchase or sale of all investments of the reporting entity passed upon either by the board of directors or a subordinate committee thereof? .....	Yes [ X ]	No [ ]
17.	Does the reporting entity keep a complete permanent record of the proceedings of its board of directors and all subordinate committees thereof? .....	Yes [ X ]	No [ ]
18.	Has the reporting entity an established procedure for disclosure to its board of directors or trustees of any material interest or affiliation on the part of any of its officers, directors, trustees or responsible employees that is in conflict with the official duties of such person? .....	Yes [ X ]	No [ ]

19.	Has this statement been prepared using a basis of accounting other than Statutory Accounting Principles (e.g., Generally Accepted Accounting Principles)? .....	Yes [    ] No [ X ]
20.1	Total amount loaned during the year (inclusive of Separate Accounts, exclusive of policy loans):	
	20.11 To directors or other officers.....	\$ .....
	20.12 To stockholders not officers.....	\$ .....
	20.13 Trustees, supreme or grand (Fraternal Only) .....	\$ .....
20.2	Total amount of loans outstanding at the end of year (inclusive of Separate Accounts, exclusive of policy loans):	
	20.21 To directors or other officers.....	\$ .....
	20.22 To stockholders not officers.....	\$ .....
	20.23 Trustees, supreme or grand (Fraternal Only) .....	\$ .....
21.1	Were any assets reported in this statement subject to a contractual obligation to transfer to another party without the liability for such obligation being reported in the statement? .....	Yes [    ] No [ X ]
21.2	If yes, state the amount thereof at December 31 of the current year:	
	21.21 Rented from others.....	\$ .....
	21.22 Borrowed from others.....	\$ .....
	21.23 Leased from others .....	\$ .....
	21.24 Other .....	\$ .....
22.1	Does this statement include payments for assessments as described in the Annual Statement Instructions other than guaranty fund or guaranty association assessments? .....	Yes [    ] No [ X ]
22.2	If answer is yes:	
	22.21 Amount paid as losses or risk adjustment \$ .....	\$ .....
	22.22 Amount paid as expenses .....	\$ .....
	22.23 Other amounts paid .....	\$ .....
23.1	Does the reporting entity report any amounts due from parent, subsidiaries or affiliates on Page 2 of this statement? .....	Yes [    ] No [ X ]
23.2	If yes, indicate any amounts receivable from parent included in the Page 2 amount: .....	\$ .....
24.1	Does the insurer utilize third parties to pay agent commissions in which the amounts advanced by the third parties are not settled in full within 90 days? .....	Yes [    ] No [ X ]
24.2	If the response to 24.1 is yes, identify the third-party that pays the agents and whether they are a related party.	

Name of Third-Party	Is the Third-Party Agent a Related Party (Yes/No)

25.01 Were all the stocks, bonds and other securities owned December 31 of current year, over which the reporting entity has exclusive control, in the actual possession of the reporting entity on said date? (other than securities lending programs addressed in 25.03)..... Yes ☒ No ☐

GENERAL INTERROGATORIES

25.02 If no, give full and complete information relating thereto

25.03 For securities lending programs, provide a description of the program including value for collateral and amount of loaned securities, and whether collateral is carried on or off-balance sheet. (an alternative is to reference Note 17 where this information is also provided)

25.04 For the reporting entity's securities lending program, report amount of collateral for conforming programs as outlined in the Risk-Based Capital Instructions.

25.05 For the reporting entity's securities lending program, report amount of collateral for other programs.

25.06 Does your securities lending program require 102% (domestic securities) and 105% (foreign securities) from the counterparty at the outset of the contract?

25.07 Does the reporting entity non-admit when the collateral received from the counterparty falls below 100%?

25.08 Does the reporting entity or the reporting entity 's securities lending agent utilize the Master Securities lending Agreement (MSLA) to conduct securities lending?

25.09 For the reporting entity's securities lending program state the amount of the following as of December 31 of the current year:

25.091 Total fair value of reinvested collateral assets reported on Schedule DL, Parts 1 and 2.

25.092 Total book adjusted/carrying value of reinvested collateral assets reported on Schedule DL, Parts 1 and 2

25.093 Total payable for securities lending reported on the liability page.

26.1 Were any of the stocks, bonds or other assets of the reporting entity owned at December 31 of the current year not exclusively under the control of the reporting entity, or has the reporting entity sold or transferred any assets subject to a put option contract that is currently in force? (Exclude securities subject to Interrogatory 21.1 and 25.03).

26.2 If yes, state the amount thereof at December 31 of the current year:

26.21 Subject to repurchase agreements

26.22 Subject to reverse repurchase agreements

26.23 Subject to dollar repurchase agreements

26.24 Subject to reverse dollar repurchase agreements

26.25 Placed under option agreements

26.26 Letter stock or securities restricted as to sale - excluding FHLB Capital Stock

26.27 FHLB Capital Stock

26.28 On deposit with states

26.29 On deposit with other regulatory bodies

26.30 Pledged as collateral - excluding collateral pledged to an FHLB

26.31 Pledged as collateral to FHLB - including assets backing funding agreements

26.32 Other

26.3 For category (26.26) provide the following:

1 Nature of Restriction	2 Description	3 Amount
----------------------------	------------------	-------------

27.1 Does the reporting entity have any hedging transactions reported on Schedule DB?

27.2 If yes, has a comprehensive description of the hedging program been made available to the domiciliary state?

If no, attach a description with this statement.

LINES 27.3 through 27.5: FOR LIFE/FRATERNAL REPORTING ENTITIES ONLY:

27.3 Does the reporting entity utilize derivatives to hedge variable annuity guarantees subject to fluctuations as a result of interest rate sensitivity? ..

27.4 If the response to 27.3 is YES, does the reporting entity utilize:

27.41 Special accounting provision of SSAP No. 108

27.42 Permitted accounting practice

27.43 Other accounting guidance

27.5 By responding YES to 27.41 regarding utilizing the special accounting provisions of SSAP No. 108, the reporting entity attests to the following:

The reporting entity has obtained explicit approval from the domiciliary state.

Hedging strategy subject to the special accounting provisions is consistent with the requirements of VM-21.

Actuarial certification has been obtained which indicates that the hedging strategy is incorporated within the establishment of VM-21 reserves and provides the impact of the hedging strategy within the Actuarial Guideline Conditional Tail Expectation Amount.

Financial Officer Certification has been obtained which indicates that the hedging strategy meets the definition of a Clearly Defined Hedging Strategy within VM-21 and that the Clearly Defined Hedging Strategy is the hedging strategy being used by the company in its actual day-to-day risk mitigation efforts.

28.1 Were any preferred stocks or bonds owned as of December 31 of the current year mandatorily convertible into equity, or, at the option of the issuer, convertible into equity?

28.2 If yes, state the amount thereof at December 31 of the current year.

29. Excluding items in Schedule E - Part 3 - Special Deposits, real estate, mortgage loans and investments held physically in the reporting entity's offices, vaults or safety deposit boxes, were all stocks, bonds and other securities, owned throughout the current year held pursuant to a custodial agreement with a qualified bank or trust company in accordance with Section 1, III - General Examination Considerations, F. Outsourcing of Critical Functions, Custodial or Safekeeping Agreements of the NAIC Financial Condition Examiners Handbook?.....

29.01 For agreements that comply with the requirements of the NAIC Financial Condition Examiners Handbook, complete the following:

1 Name of Custodian(s)	2 Custodian's Address
State Street Bank & Trust	225 Liberty Street, 2 World Financial Center, New York, NY 10281

GENERAL INTERROGATORIES

29.02 For all agreements that do not comply with the requirements of the NAIC Financial Condition Examiners Handbook, provide the name, location and a complete explanation:

1 Name(s)	2 Location(s)	3 Complete Explanation(s)

29.03 Have there been any changes, including name changes, in the custodian(s) identified in 29.01 during the current year?..... Yes [ ] No [ X ]

29.04 If yes, give full and complete information relating thereto:

1 Old Custodian	2 New Custodian	3 Date of Change	4 Reason

29.05 Investment management – Identify all investment advisors, investment managers, broker/dealers, including individuals that have the authority to make investment decisions on behalf of the reporting entity. For assets that are managed internally by employees of the reporting entity, note as such. ["...that have access to the investment accounts"; "...handle securities"]

1 Name of Firm or Individual	2 Affiliation
American Equity Investment Life Holding Company .....	A.....

29.0597 For those firms/individuals listed in the table for Question 29.05, do any firms/individuals unaffiliated with the reporting entity (i.e. designated with a "U") manage more than 10% of the reporting entity's invested assets?..... Yes [ ] No [ X ]

29.0598 For firms/individuals unaffiliated with the reporting entity (i.e. designated with a "U") listed in the table for Question 29.05, does the total assets under management aggregate to more than 50% of the reporting entity's invested assets?..... Yes [ ] No [ X ]

29.06 For those firms or individuals listed in the table for 29.05 with an affiliation code of "A" (affiliated) or "U" (unaffiliated), provide the information for the table below.

1 Central Registration Depository Number	2 Name of Firm or Individual	3 Legal Entity Identifier (LEI)	4 Registered With	5 Investment Management Agreement (IMA) Filed
	American Equity Holding Co .....	549300RK5RZQ740FPL83 .....	SEC .....	DS.....

30.1 Does the reporting entity have any diversified mutual funds reported in Schedule D, Part 2 (diversified according to the Securities and Exchange Commission (SEC) in the Investment Company Act of 1940 [Section 5(b)(1)])? ..... Yes [ ] No [ X ]

30.2 If yes, complete the following schedule:

1 CUSIP #	2 Name of Mutual Fund	3 Book/Adjusted Carrying Value
30.2999 - Total		

30.3 For each mutual fund listed in the table above, complete the following schedule:

1 Name of Mutual Fund (from above table)	2 Name of Significant Holding of the Mutual Fund	3 Amount of Mutual Fund's Book/Adjusted Carrying Value Attributable to the Holding	4 Date of Valuation

GENERAL INTERROGATORIES

31. Provide the following information for all short-term and long-term bonds and all preferred stocks. Do not substitute amortized value or statement value for fair value.

	1	2	3
	Statement (Admitted) Value	Fair Value	Excess of Statement over Fair Value (-), or Fair Value over Statement (+)
31.1 Bonds .....	159,245,584	176,181,323	16,935,739
31.2 Preferred stocks .....			
31.3 Totals	159,245,584	176,181,323	16,935,739

31.4 Describe the sources or methods utilized in determining the fair values:  
Fair values are determined by using matrices, broker quotes, exchange prices, pricing services, and other external sources. ....

32.1 Was the rate used to calculate fair value determined by a broker or custodian for any of the securities in Schedule D? ..... Yes [ X ] No [ ]

32.2 If the answer to 32.1 is yes, does the reporting entity have a copy of the broker's or custodian's pricing policy (hard copy or electronic copy) for all brokers or custodians used as a pricing source? ..... Yes [ X ] No [ ]

32.3 If the answer to 32.2 is no, describe the reporting entity's process for determining a reliable pricing source for purposes of disclosure of fair value for Schedule D:  
.....

33.1 Have all the filing requirements of the Purposes and Procedures Manual of the NAIC Investment Analysis Office been followed? ..... Yes [ X ] No [ ]

33.2 If no, list exceptions:  
.....

34. By self-designating 5GI securities, the reporting entity is certifying the following elements of each self-designated 5GI security:  
a. Documentation necessary to permit a full credit analysis of the security does not exist or an NAIC CRP credit rating for an FE or PL security is not available.  
b. Issuer or obligor is current on all contracted interest and principal payments.  
c. The insurer has an actual expectation of ultimate payment of all contracted interest and principal.  
Has the reporting entity self-designated 5GI securities? ..... Yes [ ] No [ X ]

35. By self-designating PLGI securities, the reporting entity is certifying the following elements of each self-designated PLGI security:  
a. The security was purchased prior to January 1, 2018.  
b. The reporting entity is holding capital commensurate with the NAIC Designation reported for the security.  
c. The NAIC Designation was derived from the credit rating assigned by an NAIC CRP in its legal capacity as a NRSRO which is shown on a current private letter rating held by the insurer and available for examination by state insurance regulators.  
d. The reporting entity is not permitted to share this credit rating of the PL security with the SVO.  
Has the reporting entity self-designated PLGI securities? ..... Yes [ ] No [ X ]

36. By assigning FE to a Schedule BA non-registered private fund, the reporting entity is certifying the following elements of each self-designated FE fund:  
a. The shares were purchased prior to January 1, 2019.  
b. The reporting entity is holding capital commensurate with the NAIC Designation reported for the security.  
c. The security had a public credit rating(s) with annual surveillance assigned by an NAIC CRP in its legal capacity as an NRSRO prior to January 1, 2019.  
d. The fund only or predominantly holds bonds in its portfolio.  
e. The current reported NAIC Designation was derived from the public credit rating(s) with annual surveillance assigned by an NAIC CRP in its legal capacity as an NRSRO.  
f. The public credit rating(s) with annual surveillance assigned by an NAIC CRP has not lapsed.  
Has the reporting entity assigned FE to Schedule BA non-registered private funds that complied with the above criteria? ..... Yes [ ] No [ X ]

37. By rolling/renewing short-term or cash equivalent investments with continued reporting on Schedule DA, Part 1 or Schedule E Part 2 (identified through a code (%) in those investment schedules), the reporting entity is certifying to the following:  
a. The investment is a liquid asset that can be terminated by the reporting entity on the current maturity date.  
b. If the investment is with a nonrelated party or nonaffiliate, then it reflects an arms-length transaction with renewal completed at the discretion of all involved parties.  
c. If the investment is with a related party or affiliate, then the reporting entity has completed robust re-underwriting of the transaction for which documentation is available for regulator review.  
d. Short-term and cash equivalent investments that have been renewed/rolled from the prior period that do not meet the criteria in 37.a - 37.c are reported as long-term investments.  
Has the reporting entity rolled/renewed short-term or cash equivalent investments in accordance with these criteria? ..... Yes [ ] No [ ] N/A [ X ]

GENERAL INTERROGATORIES

OTHER

38.1 Amount of payments to trade associations, service organizations and statistical or rating bureaus, if any? .....\$ .....

38.2 List the name of the organization and the amount paid if any such payment represented 25% or more of the total payments to trade associations, service organizations and statistical or rating bureaus during the period covered by this statement.

1 Name	2 Amount Paid
.....	.....

39.1 Amount of payments for legal expenses, if any? .....\$ .....39,009

39.2 List the name of the firm and the amount paid if any such payment represented 25% or more of the total payments for legal expenses during the period covered by this statement.

1 Name	2 Amount Paid
MOUND COTTON WOLLAN & GREENGRASS LLP .....	.....39,009
.....	.....

40.1 Amount of payments for expenditures in connection with matters before legislative bodies, officers or departments of government, if any? .....\$ .....

40.2 List the name of the firm and the amount paid if any such payment represented 25% or more of the total payment expenditures in connection with matters before legislative bodies, officers or departments of government during the period covered by this statement.

1 Name	2 Amount Paid
.....	.....



GENERAL INTERROGATORIES

PART 2 - LIFE, ACCIDENT AND HEALTH COMPANIES/FRATERNAL BENEFIT SOCIETIES INTERROGATORIES

Life, Accident and Health Companies/Fraternal Benefit Societies:

1.1 Does the reporting entity have any direct Medicare Supplement Insurance in force? Yes No X

1.2 If yes, indicate premium earned on U.S. business only \$

1.3 What portion of Item (1.2) is not reported on the Medicare Supplement Insurance Experience Exhibit? \$

1.31 Reason for excluding:

1.4 Indicate amount of earned premium attributable to Canadian and/or Other Alien not included in Item (1.2) above. \$

1.5 Indicate total incurred claims on all Medicare Supplement insurance. \$

1.6 Individual policies:

Most current three years:

1.61 Total premium earned \$

1.62 Total incurred claims \$

1.63 Number of covered lives

All years prior to most current three years

1.64 Total premium earned \$

1.65 Total incurred claims \$

1.66 Number of covered lives

1.7 Group policies:

Most current three years:

1.71 Total premium earned \$

1.72 Total incurred claims \$

1.73 Number of covered lives

All years prior to most current three years

1.74 Total premium earned \$

1.75 Total incurred claims \$

1.76 Number of covered lives

2. Health Test:

	1 Current Year	2 Prior Year
2.1 Premium Numerator		
2.2 Premium Denominator	45,331	322,984
2.3 Premium Ratio (2.1/2.2)	0.000	0.000
2.4 Reserve Numerator		
2.5 Reserve Denominator	113,970,914	124,466,823
2.6 Reserve Ratio (2.4/2.5)	0.000	0.000

3.1 Does this reporting entity have Separate Accounts? Yes No X

3.2 If yes, has a Separate Accounts Statement been filed with this Department? Yes No N/A

3.3 What portion of capital and surplus funds of the reporting entity covered by assets in the Separate Accounts statement, is not currently distributable from the Separate Accounts to the general account for use by the general account? \$

3.4 State the authority under which Separate Accounts are maintained:

3.5 Was any of the reporting entity's Separate Accounts business reinsured as of December 31? Yes No

3.6 Has the reporting entity assumed by reinsurance any Separate Accounts business as of December 31? Yes No

3.7 If the reporting entity has assumed Separate Accounts business, how much, if any, reinsurance assumed receivable for reinsurance of Separate Accounts reserve expense allowances is included as a negative amount in the liability for "Transfers to Separate Accounts due or accrued (net)"? \$

4. For reporting entities having sold annuities to another insurer where the insurer purchasing the annuities has obtained a release of liability from the claimant (payee) as the result of the purchase of an annuity from the reporting entity only:

4.1 Amount of loss reserves established by these annuities during the current year: \$

4.2 List the name and location of the insurance company purchasing the annuities and the statement value on the purchase date of the annuities.

1	2 Statement Value on Purchase Date of Annuities (i.e., Present Value)
P&C Insurance Company And Location	

21

GENERAL INTERROGATORIES

PART 2 - LIFE, ACCIDENT AND HEALTH COMPANIES/FRATERNAL BENEFIT SOCIETIES INTERROGATORIES

- 5.1 Do you act as a custodian for health savings accounts? Yes ☐ No ☒
- 5.2 If yes, please provide the amount of custodial funds held as of the reporting date. \$
- 5.3 Do you act as an administrator for health savings accounts? Yes ☐ No ☒
- 5.4 If yes, please provide the balance of funds administered as of the reporting date. \$
- 6.1 Are any of the captive affiliates reported on Schedule S, Part 3, authorized reinsurers? Yes ☐ No ☐ N/A ☒
- 6.2 If the answer to 6.1 is yes, please provide the following:

1 Company Name	2 NAIC Company Code	3 Domiciliary Jurisdiction	4 Reserve Credit	Assets Supporting Reserve Credit		
				5 Letters of Credit	6 Trust Agreements	7 Other

7. Provide the following for individual ordinary life insurance\* policies (U.S. business only) for the current year (prior to reinsurance assumed or ceded):
- 7.1 Direct Premium Written \$
- 7.2 Total Incurred Claims \$
- 7.3 Number of Covered Lives

*Ordinary Life Insurance Includes
Term (whether full underwriting,limited underwriting,jet issue,"short form app")
Whole Life (whether full underwriting,limited underwriting,jet issue,"short form app")
Variable Life (with or without secondary gurantee)
Universal Life (with or without secondary gurantee)
Variable Universal Life (with or without secondary gurantee)

8. Is the reporting entity licensed or chartered, registered, qualified, eligible or writing business in at least two states? Yes ☐ No ☒
- 8.1 If no, does the reporting entity assume reinsurance business that covers risks residing in at least one state other than the state of domicile of the reporting entity? Yes ☐ No ☒

Life, Accident and Health Companies Only:

- 9.1 Are personnel or facilities of this reporting entity used by another entity or entities or are personnel or facilities of another entity or entities used by this reporting entity (except for activities such as administration of jointly underwritten group contracts and joint mortality or morbidity studies)? Yes ☒ No ☐
- 9.2 Net reimbursement of such expenses between reporting entities:

9.21 Paid \$703,967

9.22 Received \$
- 10.1 Does the reporting entity write any guaranteed interest contracts? Yes ☐ No ☒
- 10.2 If yes, what amount pertaining to these lines is included in:

10.21 Page 3, Line 1 \$

10.22 Page 4, Line 1 \$
11. For stock reporting entities only:
- 11.1 Total amount paid in by stockholders as surplus funds since organization of the reporting entity: \$28,000,000
12. Total dividends paid stockholders since organization of the reporting entity:

12.11 Cash \$

12.12 Stock \$
- 13.1 Does the reporting entity reinsure any Workers' Compensation Carve-Out business defined as: Reinsurance (including retrocessional reinsurance) assumed by life and health insurers of medical, wage loss and death benefits of the occupational illness and accident exposures, but not the employers liability exposures, of business originally written as workers' compensation insurance. Yes ☐ No ☒
- 13.2 If yes, has the reporting entity completed the Workers' Compensation Carve-Out Supplement to the Annual Statement? Yes ☐ No ☐
- 13.3 If 13.1 is yes, the amounts of earned premiums and claims incurred in this statement are:

	1 Reinsurance Assumed	2 Reinsurance Ceded	3 Net Retained
13.31 Earned premium			
13.32 Paid claims			
13.33 Claim liability and reserve (beginning of year)			
13.34 Claim liability and reserve (end of year)			
13.35 Incurred claims			

GENERAL INTERROGATORIES

PART 2 - LIFE, ACCIDENT AND HEALTH COMPANIES/FRATERNAL BENEFIT SOCIETIES INTERROGATORIES

13.4 If reinsurance assumed included amounts with attachment points below \$1,000,000, the distribution of the amounts reported in Lines 13.31 and 13.34 for Column (1) are:

	Attachment Point	1 Earned Premium	2 Claim Liability and Reserve
13.41	<\$25,000		
13.42	\$25,000 - 99,999		
13.43	\$100,000 - 249,999		
13.44	\$250,000 - 999,999		
13.45	\$1,000,000 or more		

13.5 What portion of earned premium reported in 13.31, Column 1 was assumed from pools? \$

Fraternal Benefit Societies Only:

14. Is the reporting entity organized and conducted on the lodge system, with ritualistic form of work and representative form of government? Yes No

15. How often are meetings of the subordinate branches required to be held?

16. How are the subordinate branches represented in the supreme or governing body?

17. What is the basis of representation in the governing body?

18.1 How often are regular meetings of the governing body held?

18.2 When was the last regular meeting of the governing body held?

18.3 When and where will the next regular or special meeting of the governing body be held?

18.4 How many members of the governing body attended the last regular meeting?

18.5 How many of the same were delegates of the subordinate branches?

19. How are the expenses of the governing body defrayed?

20. When and by whom are the officers and directors elected?

21. What are the qualifications for membership?

22. What are the limiting ages for admission?

23. What is the minimum and maximum insurance that may be issued on any one life?

24. Is a medical examination required before issuing benefit certificates to applicants? Yes No

25. Are applicants admitted to membership without filing an application with and becoming a member of a local branch by ballot and initiation? Yes No

26.1 Are notices of the payments required sent to the members? Yes No N/A

26.2 If yes, do the notices state the purpose for which the money is to be used? Yes No

27. What proportion of first and subsequent year's payments may be used for management expenses?

27.11 First Year %

27.12 Subsequent Years %

28.1 Is any part of the mortuary, disability, emergency or reserve fund, or the accretions from or payments for the same, used for expenses? Yes No

28.2 If so, what amount and for what purpose? \$

29.1 Does the reporting entity pay an old age disability benefit? Yes No

29.2 If yes, at what age does the benefit commence?

30.1 Has the constitution or have the laws of the reporting entity been amended during the year? Yes No

30.2 If yes, when?

31. Have you filed with this Department all forms of benefit certificates issued, a copy of the constitution and all of the laws, rules and regulations in force at the present time? Yes No

32.1 State whether all or a portion of the regular insurance contributions were waived during the current year under premium-paying certificates on account of meeting attained age or membership requirements? Yes No

32.2 If so, was an additional reserve included in Exhibit 5? Yes No N/A

32.3 If yes, explain

33.1 Has the reporting entity reinsured, amalgamated with, or absorbed any company, order, society, or association during the year? Yes No

33.2 If yes, was there any contract agreement, or understanding, written or oral, expressed or implied, by means of which any officer, director, trustee, or any other person, or firm, corporation, society or association, received or is to receive any fee, commission, emolument, or compensation of any nature whatsoever in connection with, on an account of such reinsurance, amalgamation, absorption, or transfer of membership or funds? Yes No N/A

34. Has any present or former officer, director, trustee, incorporator, or any other persons, or any firm, corporation, society or association, any claims of any nature whatsoever against this reporting entity, which is not included in the liabilities on Page 3 of this statement? Yes No

35.1 Does the reporting entity have outstanding assessments in the form of liens against policy benefits that have increased surplus? Yes No

35.2 If yes, what is the date of the original lien and the outstanding balance on the main surplus?

Date	Outstanding Lien amount

ANNUAL STATEMENT FOR THE YEAR 2021 OF THE AMERICAN EQUITY INVESTMENT LIFE INSURANCE COMPANY  
OF NEW YORK

FIVE-YEAR HISTORICAL DATA

Show amounts in whole dollars only, no cents; show percentages to one decimal place, i.e. 17.6.  
\$000 omitted for amounts of life insurance

	1 2021	2 2020	3 2019	4 2018	5 2017
<b>Life Insurance in Force</b> (Exhibit of Life Insurance)					
1. Ordinary - whole life and endowment (Line 34, Col. 4) .....					
2. Ordinary - term (Line 21, Col. 4, less Line 34, Col. 4) .....					
3. Credit life (Line 21, Col. 6) .....					
4. Group, excluding FEGLI/SGLI (Line 21, Col. 9 less Lines 43 & 44, Col. 4) .....					
5. Industrial (Line 21, Col. 2) .....					
6. FEGLI/SGLI (Lines 43 & 44, Col. 4) .....					
7. Total (Line 21, Col. 10) .....					
7.1 Total in force for which VM-20 deterministic/stochastic reserves are calculated .....					
<b>New Business Issued</b> (Exhibit of Life Insurance)					
8. Ordinary - whole life and endowment (Line 34, Col. 2) .....					
9. Ordinary - term (Line 2, Col. 4, less Line 34, Col. 2) .....					
10. Credit life (Line 2, Col. 6) .....					
11. Group (Line 2, Col. 9) .....					
12. Industrial (Line 2, Col. 2) .....					
13. Total (Line 2, Col. 10) .....					
<b>Premium Income - Lines of Business</b> (Exhibit 1 - Part 1)					
14. Industrial life (Line 20.4, Col. 2) .....					
15.1 Ordinary-life insurance (Line 20.4, Col. 3) .....					
15.2 Ordinary-individual annuities (Line 20.4, Col. 4) .....	45,331	322,984	1,614,459	155,274	217,665
16. Credit life (group and individual) (Line 20.4, Col. 5) .....					
17.1 Group life insurance (Line 20.4, Col. 6) .....					
17.2 Group annuities (Line 20.4, Col. 7) .....					
18.1 A & H-group (Line 20.4, Col. 8) .....					
18.2 A & H-credit (group and individual) (Line 20.4, Col. 9) .....					
18.3 A & H-other (Line 20.4, Col. 10) .....					
19. Aggregate of all other lines of business (Line 20.4, Col. 11) .....					
20. Total .....	45,331	322,984	1,614,459	155,274	217,665
<b>Balance Sheet (Pages 2 &amp; 3)</b>					
21. Total admitted assets excluding Separate Accounts business (Page 2, Line 26, Col. 3) .....	170,367,370	181,318,300	188,616,429	196,225,768	208,526,176
22. Total liabilities excluding Separate Accounts business (Page 3, Line 26) .....	126,758,639	139,110,860	148,354,860	158,787,955	173,903,124
23. Aggregate life reserves (Page 3, Line 1) .....	122,563,943	132,977,889	144,286,442	155,620,969	169,645,309
23.1 Excess VM-20 deterministic/stochastic reserve over NPR related to Line 7.1 .....					
24. Aggregate A & H reserves (Page 3, Line 2) .....					
25. Deposit-type contract funds (Page 3, Line 3) .....	1,297,679	1,099,387	830,764	1,059,850	1,215,532
26. Asset valuation reserve (Page 3, Line 24.01) .....	1,151,993	1,172,694	1,259,407	1,295,107	1,384,574
27. Capital (Page 3, Lines 29 and 30) .....	2,000,000	2,000,000	2,000,000	2,000,000	2,000,000
28. Surplus (Page 3, Line 37) .....	41,608,731	40,207,440	38,261,570	35,437,813	32,623,052
<b>Cash Flow (Page 5)</b>					
29. Net Cash from Operations (Line 11) .....	(8,731,273)	(8,121,129)	(7,785,155)	(11,798,171)	(4,663,594)
<b>Risk-Based Capital Analysis</b>					
30. Total adjusted capital .....	44,760,724	43,380,134	41,520,977	38,732,920	36,007,626
31. Authorized control level risk - based capital .....	1,741,868	1,597,615	1,609,183	1,703,118	1,673,140
<b>Percentage Distribution of Cash, Cash Equivalents and Invested Assets</b> (Page 2, Col. 3) (Line No. /Page 2, Line 12, Col. 3) x 100.0					
32. Bonds (Line 1) .....	94.5	93.9	97.2	97.3	96.7
33. Stocks (Lines 2.1 and 2.2) .....	0.0				
34. Mortgage loans on real estate(Lines 3.1 and 3.2 ) .....					
35. Real estate (Lines 4.1, 4.2 and 4.3) .....					
36. Cash, cash equivalents and short-term investments (Line 5) .....	3.7	3.8	1.1	1.1	1.7
37. Contract loans (Line 6) .....					
38. Derivatives (Page 2, Line 7) .....					
39. Other invested assets (Line 8) .....	1.9	1.8	1.7	1.6	1.5
40. Receivables for securities (Line 9) .....	0.0	0.6			0.0
41. Securities lending reinvested collateral assets (Line 10) .....					
42. Aggregate write-ins for invested assets (Line 11) .....					
43. Cash, cash equivalents and invested assets (Line 12) .....	100.0	100.0	100.0	100.0	100.0

FIVE-YEAR HISTORICAL DATA

(Continued)

	1 2021	2 2020	3 2019	4 2018	5 2017
<b>Investments in Parent, Subsidiaries and Affiliates</b>					
44. Affiliated bonds (Schedule D Summary, Line 12, Col. 1) .....					
45. Affiliated preferred stocks (Schedule D Summary, Line 18, Col. 1) .....					
46. Affiliated common stocks (Schedule D Summary Line 24, Col. 1), .....					
47. Affiliated short-term investments (subtotal included in Schedule DA Verification, Col. 5, Line 10) .....					
48. Affiliated mortgage loans on real estate .....					
49. All other affiliated .....					
50. Total of above Lines 44 to 49 .....					
51. Total Investment in Parent included in Lines 44 to 49 above .....					
<b>Total Nonadmitted and Admitted Assets</b>					
52. Total nonadmitted assets (Page 2, Line 28, Col. 2) .....	1,894,732	1,773,821	1,705,531	1,709,121	2,096,238
53. Total admitted assets (Page 2, Line 28, Col. 3) .....	170,367,370	181,318,300	188,616,429	196,225,768	208,526,176
<b>Investment Data</b>					
54. Net investment income (Exhibit of Net Investment Income) .....	6,630,946	7,796,575	8,951,590	9,304,467	10,226,077
55. Realized capital gains (losses) (Page 4, Line 34, Column 1 ) .....	12,114	(217,528)	(56,499)	(30,738)	455,485
56. Unrealized capital gains (losses) (Page 4, Line 38, Column 1) .....	12,525				
57. Total of above Lines 54, 55 and 56 .....	6,655,585	7,579,047	8,895,092	9,273,729	10,681,562
<b>Benefits and Reserve Increases (Page 6)</b>					
58. Total contract/certificate benefits - life (Lines 10, 11, 12, 13, 14 and 15, Col. 1 minus Lines 10, 11,12, 13, 14 and 15, Cols. 6, 7 and 8) .....	15,075,782	15,878,838	17,363,253	19,532,030	14,576,272
59. Total contract/certificate benefits - A & H (Lines 13 & 14, Col. 6) .....					
60. Increase in life reserves - other than group and annuities (Line 19, Col. 2) .....					
61. Increase in A & H reserves (Line 19, Col. 6) .....					
62. Dividends to policyholders and refunds to members (Line 30, Col. 1) .....					
<b>Operating Percentages</b>					
63. Insurance expense percent (Page 6, Col. 1, Lines 21, 22 & 23, less Line 6)/(Page 6, Col. 1, Line 1 plus Exhibit 7, Col. 2, Line 2) x 100.0 .....	1,106.0	167.8	36.5	321.6	200.0
64. Lapse percent (ordinary only) [(Exhibit of Life Insurance, Col. 4, Lines 14 & 15) / 1/2 (Exhibit of Life Insurance, Col. 4, Lines 1 & 21)] x 100.0 .....					
65. A & H loss percent (Schedule H, Part 1, Lines 5 and 6, Col. 2) .....					
66. A & H cost containment percent (Schedule H, Pt. 1, Line 4, Col. 2) .....					
67. A & H expense percent excluding cost containment expenses (Schedule H, Pt. 1, Line 10, Col. 2) .....					
<b>A &amp; H Claim Reserve Adequacy</b>					
68. Incurred losses on prior years' claims - group health (Schedule H, Part 3, Line 3.1 Col. 2) .....					
69. Prior years' claim liability and reserve - group health (Schedule H, Part 3, Line 3.2 Col. 2) .....					
70. Incurred losses on prior years' claims-health other than group (Schedule H, Part 3, Line 3.1 Col. 1 less Col. 2) .....					
71. Prior years' claim liability and reserve-health other than group (Schedule H, Part 3, Line 3.2 Col. 1 less Col. 2) .....					
<b>Net Gains From Operations After Dividends to Policyholders/Members' Refunds and Federal Income Taxes by Lines of Business (Page 6.x, Line 33)</b>					
72. Industrial life (Page 6.1, Col. 2) .....					
73. Ordinary - life (Page 6.1, Col. 1 less Cols. 2, 10 and 12) .....					
74. Ordinary - individual annuities (Page 6, Col. 4) .....	1,517,671	2,094,639	2,845,122	2,471,993	2,759,501
75. Ordinary-supplementary contracts .....	XXX	XXX	XXX	(18,703)	4,809
76. Credit life (Page 6.1, Col. 10 plus Page 6.2, Col. 7) .....					
77. Group life (Page 6.2, Col. 1 Less Cols. 7 and 9) .....					
78. Group annuities (Page 6, Col. 5) .....					
79. A & H-group (Page 6.5, Col. 3) .....					
80. A & H-credit (Page 6.5, Col. 10) .....					
81. A & H-other (Page 6.5, Col. 1 less Cols. 3 and 10) .....					
82. Aggregate of all other lines of business (Page 6, Col. 8) .....					
83. Fraternal (Page 6, Col. 7) .....					
84. Total (Page 6, Col. 1) .....	1,517,671	2,094,639	2,845,122	2,453,289	2,764,310

NOTE: If a party to a merger, have the two most recent years of this exhibit been restated due to a merger in compliance with the disclosure requirements of SSAP No. 3, Accounting Changes and Correction of Errors? Yes [        ] No [        ]  
If no, please explain: .....



ANNUAL STATEMENT FOR THE YEAR 2021 OF THE AMERICAN EQUITY INVESTMENT LIFE INSURANCE COMPANY OF NEW YORK

DIRECT BUSINESS IN THE STATE OFGrand Total

DURING THE YEAR2021

NAIC Group Code2658

NAIC Company Code11135

LIFE INSURANCE					
DIRECT PREMIUMS AND ANNUITY CONSIDERATIONS	1 Ordinary	2 Credit Life (Group and Individual)	3 Group	4 Industrial	5 Total
1. Life insurance					
2. Annuity considerations	45,331				45,331
3. Deposit-type contract funds		XXX		XXX	
4. Other considerations					
5. Totals (Sum of Lines 1 to 4)	45,331				45,331
DIRECT DIVIDENDS TO POLICYHOLDERS/REFUNDS TO MEMBERS					
Life insurance:					
6.1 Paid in cash or left on deposit					
6.2 Applied to pay renewal premiums					
6.3 Applied to provide paid-up additions or shorten the endowment or premium-paying period					
6.4 Other					
6.5 Totals (Sum of Lines 6.1 to 6.4)					
Annuities:					
7.1 Paid in cash or left on deposit					
7.2 Applied to provide paid-up annuities					
7.3 Other					
7.4 Totals (Sum of Lines 7.1 to 7.3)					
8. Grand Totals (Lines 6.5 plus 7.4)					
DIRECT CLAIMS AND BENEFITS PAID					
9. Death benefits					
10. Matured endowments					
11. Annuity benefits	3,436,023				3,436,023
12. Surrender values and withdrawals for life contracts	11,721,722				11,721,722
13. Aggregate write-ins for miscellaneous direct claims and benefits paid					
14. All other benefits, except accident and health	150,847				150,847
15. Totals	15,308,592				15,308,592
DETAILS OF WRITE-INS					
1301.					
1302.					
1303.					
1398. Summary of Line 13 from overflow page					
1399. Totals (Lines 1301 thru 1303 plus 1398) (Line 13 above)					

DIRECT DEATH BENEFITS AND MATURED ENDOWMENTS INCURRED	Ordinary		Credit Life (Group and Individual)		Group		Industrial		Total	
	1	2	3	4	5	6	7	8	9	10
	No. of Pol.s. & Certifs.	Amount	No. of Ind.Pols. & Gr. Certifs.	Amount	No. of Certifs.	Amount	No. of Pol.s. & Certifs.	Amount	No. of Pol.s. & Certifs.	Amount
16. Unpaid December 31, prior year										
17. Incurred during current year										
Settled during current year:										
18.1 By payment in full										
18.2 By payment on compromised claims										
18.3 Totals paid										
18.4 Reduction by compromise										
18.5 Amount rejected										
18.6 Total settlements										
19. Unpaid Dec. 31, current year (16+17-18.6)										
POLICY EXHIBIT						No. of Policies				
20. In force December 31, prior year			(a)							
21. Issued during year										
22. Other changes to in force (Net)										
23. In force December 31 of current year			(a)							

(a) Includes Individual Credit Life Insurance prior year \$ \_\_\_\_\_, current year \$ \_\_\_\_\_  
Includes Group Credit Life Insurance Loans less than or equal to 60 months at issue, prior year \$ \_\_\_\_\_, current year \$ \_\_\_\_\_  
Loans greater than 60 months at issue BUT NOT GREATER THAN 120 MONTHS, prior year \$ \_\_\_\_\_, current year \$ \_\_\_\_\_

ACCIDENT AND HEALTH INSURANCE

	1	2	3	4	5
	Direct Premiums	Direct Premiums Earned	Policyholder Dividends Paid, Refunds to Members or Credited on Direct Business	Direct Losses Paid	Direct Losses Incurred
24. Group Policies (b)					
24.1 Federal Employees Health Benefits Plan premium (b)					
24.2 Credit (Group and Individual)					
24.3 Collectively renewable policies/certificates (b)					
24.4 Medicare Title XVIII exempt from state taxes or fees					
Other Individual Policies:					
25.1 Non-cancelable (b)					
25.2 Guaranteed renewable (b)					
25.3 Non-renewable for stated reasons only (b)					
25.4 Other accident only					
25.5 All other (b)					
25.6 Totals (sum of Lines 25.1 to 25.5)					
26. Totals (Lines 24 + 24.1 + 24.2 + 24.3 + 24.4 + 25.6)					

(b) For health business on indicated lines report: Number of persons insured under PPO managed care products \_\_\_\_\_ and number of persons insured under indemnity only products \_\_\_\_\_

Exhibit of Life Insurance

**N O N E**

Exhibit of Life Insurance - Part 2

**N O N E**

Exhibit of Life Insurance - Part 3

**N O N E**

Exhibit of Life Insurance - Part 4

**N O N E**

Exhibit of Life Insurance - Part 5

**N O N E**

Exhibit of Life Insurance - Part 6

**N O N E**

Exhibit of Life Insurance - Part 7

**N O N E**

Exhibit of Life Insurance - Policies with Disability Provisions

**N O N E**

EXHIBIT OF NUMBER OF POLICIES, CONTRACTS, CERTIFICATES, INCOME PAYABLE AND ACCOUNT VALUES IN FORCE FOR SUPPLEMENTARY CONTRACTS, ANNUITIES, ACCIDENT & HEALTH AND OTHER POLICIES

SUPPLEMENTARY CONTRACTS

	Ordinary		Group	
	1 Involving Life Contingencies	2 Not Involving Life Contingencies	3 Involving Life Contingencies	4 Not Involving Life Contingencies
1. In force end of prior year .....	23	14		
2. Issued during year .....	2	5		
3. Reinsurance assumed .....				
4. Increased during year (net) .....				
5. Totals (Lines 1 to 4) .....	25	19		
Deductions during year:				
6. Decreased (net) .....	1	2		
7. Reinsurance ceded .....				
8. Totals (Lines 6 and 7) .....	1	2		
9. In force end of year (line 5 minus line 8) .....	24	17		
10. Amount on deposit .....	1,313,244	(a) 1,047,632		(a)
11. Income now payable .....	24	17		
12. Amount of income payable .....	(a) 227,304	(a) 178,433	(a)	(a)

ANNUITIES

	Ordinary		Group	
	1 Immediate	2 Deferred	3 Contracts	4 Certificates
1. In force end of prior year .....	39	1,682		
2. Issued during year .....		14		
3. Reinsurance assumed .....				
4. Increased during year (net) .....				
5. Totals (Lines 1 to 4) .....	39	1,696		
Deductions during year:				
6. Decreased (net) .....	10	149		
7. Reinsurance ceded .....				
8. Totals (Lines 6 and 7) .....	10	149		
9. In force end of year (line 5 minus line 8) .....	29	1,547		
Income now payable:				
10. Amount of income payable .....	(a) 361,228	XXX	XXX	(a)
Deferred fully paid:				
11. Account balance .....	XXX	(a)	XXX	(a)
Deferred not fully paid:				
12. Account balance .....	XXX	(a) 110,017,909	XXX	(a)

ACCIDENT AND HEALTH INSURANCE

	Group		Credit		Other	
	1 Certificates	2 Premiums in Force	3 Policies	4 Premiums in Force	5 Policies	6 Premiums in Force
1. In force end of prior year .....						
2. Issued during year .....						
3. Reinsurance assumed .....						
4. Increased during year (net) .....		XXX		XXX		XXX
5. Totals (Lines 1 to 4) .....		XXX		XXX		XXX
Deductions during year:						
6. Conversions .....		XXX		XXX	XXX	XXX
7. Decreased (net) .....		XXX		XXX		XXX
8. Reinsurance ceded .....		XXX				XXX
9. Totals (Lines 6 to 8) .....		XXX		XXX		XXX
10. In force end of year (line 5 minus line 9) .....		(a)		(a)		(a)

DEPOSIT FUNDS AND DIVIDEND ACCUMULATIONS

	1 Deposit Funds Contracts	2 Dividend Accumulations Contracts
1. In force end of prior year .....		
2. Issued during year .....		
3. Reinsurance assumed .....		
4. Increased during year (net) .....		
5. Totals (Lines 1 to 4) .....		
Deductions During Year:		
6. Decreased (net) .....		
7. Reinsurance ceded .....		
8. Totals (Lines 6 and 7) .....		
9. In force end of year (line 5 minus line 8) .....		
10. Amount of account balance .....	(a)	(a)

(a) See the Annual Audited Financial Reports section of the annual statement instructions.



FORM FOR CALCULATING THE INTEREST MAINTENANCE RESERVE

INTEREST MAINTENANCE RESERVE		1
		Amount
1.	Reserve as of December 31, Prior Year .....	543,724
2.	Current year's realized pre-tax capital gains/(losses) of \$ .....20,782 transferred into the reserve net of taxes of \$ .....4,364	16,418
3.	Adjustment for current year's liability gains/(losses) released from the reserve .....	
4.	Balance before reduction for amount transferred to Summary of Operations (Line 1 + Line 2 + Line 3) .....	560,142
5.	Current year's amortization released to Summary of Operations (Amortization, Line 1, Column 4) .....	54,613
6.	Reserve as of December 31, current year (Line 4 minus Line 5)	505,529

AMORTIZATION

	1	2	3	4
Year of Amortization	Reserve as of December 31, Prior Year	Current Year's Realized Capital Gains/(Losses) Transferred into the Reserve Net of Taxes	Adjustment for Current Year's Liability Gains/(Losses) Released From the Reserve	Balance Before Reduction for Current Year's Amortization (Cols. 1 + 2 + 3)
1. 2021 .....	50,095	4,519		54,613
2. 2022 .....	53,777	3,898		57,675
3. 2023 .....	51,439	3,301		54,740
4. 2024 .....	44,827	2,429		47,256
5. 2025 .....	30,358	1,505		31,863
6. 2026 .....	25,058	556		25,614
7. 2027 .....	30,046	74		30,120
8. 2028 .....	33,098	59		33,157
9. 2029 .....	34,813	43		34,856
10. 2030 .....	36,934	26		36,959
11. 2031 .....	35,816	9		35,825
12. 2032 .....	29,963			29,963
13. 2033 .....	25,183			25,183
14. 2034 .....	20,632			20,632
15. 2035 .....	15,393			15,393
16. 2036 .....	11,018			11,018
17. 2037 .....	7,732			7,732
18. 2038 .....	4,593			4,593
19. 2039 .....	2,212			2,212
20. 2040 .....	737			737
21. 2041 .....				
22. 2042 .....				
23. 2043 .....				
24. 2044 .....				
25. 2045 .....				
26. 2046 .....				
27. 2047 .....				
28. 2048 .....				
29. 2049 .....				
30. 2050 .....				
31. 2051 and Later				
32. Total (Lines 1 to 31)	543,724	16,418		560,142

ANNUAL STATEMENT FOR THE YEAR 2021 OF THE AMERICAN EQUITY INVESTMENT LIFE INSURANCE COMPANY OF NEW YORK

**ASSET VALUATION RESERVE**

	Default Component			Equity Component			7 Total Amount (Cols. 3 + 6)
	1 Other Than Mortgage Loans	2 Mortgage Loans	3 Total (Cols. 1 + 2)	4 Common Stock	5 Real Estate and Other Invested Assets	6 Total (Cols. 4 + 5)	
1. Reserve as of December 31, prior year .....	1,162,300		1,162,300		10,394	10,394	1,172,694
2. Realized capital gains/(losses) net of taxes - General Account .....	12,114		12,114				12,114
3. Realized capital gains/(losses) net of taxes - Separate Accounts .....							
4. Unrealized capital gains/(losses) net of deferred taxes - General Account .....				12,525		12,525	12,525
5. Unrealized capital gains/(losses) net of deferred taxes - Separate Accounts .....							
6. Capital gains credited/(losses charged) to contract benefits, payments or reserves .....							
7. Basic contribution .....	226,640		226,640		1,568	1,568	228,208
8. Accumulated balances (Lines 1 through 5 - 6 + 7) .....	1,401,054		1,401,054	12,525	11,962	24,487	1,425,541
9. Maximum reserve .....	1,147,387		1,147,387	7,335	10,350	17,685	1,165,072
10. Reserve objective .....	674,613		674,613	7,335	5,018	12,353	686,966
11. 20% of (Line 10 - Line 8) .....	(145,288)		(145,288)	(1,038)	(1,389)	(2,427)	(147,715)
12. Balance before transfers (Lines 8 + 11) .....	1,255,766		1,255,766	11,487	10,573	22,060	1,277,826
13. Transfers .....							
14. Voluntary contribution .....							
15. Adjustment down to maximum/up to zero .....	(108,379)		(108,379)	(4,151)	(224)	(4,375)	(112,754)
16. Reserve as of December 31, current year (Lines 12 + 13 + 14 + 15)	1,147,387		1,147,387	7,336	10,350	17,685	1,165,072

**ASSET VALUATION RESERVE**  
**BASIC CONTRIBUTION, RESERVE OBJECTIVE AND MAXIMUM RESERVE CALCULATIONS**  
**DEFAULT COMPONENT**

Line Num- ber	NAIC Desig- nation	Description	1	2	3	4	Basic Contribution		Reserve Objective		Maximum Reserve	
			Book/Adjusted Carrying Value	Reclassify Related Party Encumbrances	Add Third Party Encumbrances	Balance for AVR Reserve Calculations (Cols. 1 + 2 + 3)	5	6	7	8	9	10
							Factor	Amount (Cols.4 x 5)	Factor	Amount (Cols. 4 x 7)	Factor	Amount (Cols. 4 x 9)
LONG-TERM BONDS												
1.		Exempt Obligations	403,697	XXX	XXX	403,697	0.0000		0.0000		0.0000	
2.1	1	NAIC Designation Category 1.A	20,777,965	XXX	XXX	20,777,965	0.0005	10,389	0.0016	33,245	0.0033	68,567
2.2	1	NAIC Designation Category 1.B	11,072,649	XXX	XXX	11,072,649	0.0005	5,536	0.0016	17,716	0.0033	36,540
2.3	1	NAIC Designation Category 1.C	10,688,786	XXX	XXX	10,688,786	0.0005	5,344	0.0016	17,102	0.0033	35,273
2.4	1	NAIC Designation Category 1.D	15,289,038	XXX	XXX	15,289,038	0.0005	7,645	0.0016	24,462	0.0033	50,454
2.5	1	NAIC Designation Category 1.E	8,874,346	XXX	XXX	8,874,346	0.0005	4,437	0.0016	14,199	0.0033	29,285
2.6	1	NAIC Designation Category 1.F	15,666,990	XXX	XXX	15,666,990	0.0005	7,833	0.0016	25,067	0.0033	51,701
2.7	1	NAIC Designation Category 1.G	10,574,187	XXX	XXX	10,574,187	0.0005	5,287	0.0016	16,919	0.0033	34,895
2.8		Subtotal NAIC 1 (2.1+2.2+2.3+2.4+2.5+2.6+2.7)	92,943,961	XXX	XXX	92,943,961	XXX	46,472	XXX	148,710	XXX	306,715
3.1	2	NAIC Designation Category 2.A	19,773,602	XXX	XXX	19,773,602	0.0021	41,525	0.0064	126,551	0.0106	209,600
3.2	2	NAIC Designation Category 2.B	24,175,566	XXX	XXX	24,175,566	0.0021	50,769	0.0064	154,724	0.0106	256,261
3.3	2	NAIC Designation Category 2.C	17,312,214	XXX	XXX	17,312,214	0.0021	36,356	0.0064	110,798	0.0106	183,509
3.4		Subtotal NAIC 2 (3.1+3.2+3.3)	61,261,382	XXX	XXX	61,261,382	XXX	128,649	XXX	392,073	XXX	649,371
4.1	3	NAIC Designation Category 3.A		XXX	XXX		0.0099		0.0263		0.0376	
4.2	3	NAIC Designation Category 3.B	3,253,042	XXX	XXX	3,253,042	0.0099	32,205	0.0263	85,555	0.0376	122,314
4.3	3	NAIC Designation Category 3.C	998,756	XXX	XXX	998,756	0.0099	9,888	0.0263	26,267	0.0376	37,553
4.4		Subtotal NAIC 3 (4.1+4.2+4.3)	4,251,799	XXX	XXX	4,251,799	XXX	42,093	XXX	111,822	XXX	159,868
5.1	4	NAIC Designation Category 4.A		XXX	XXX		0.0245		0.0572		0.0817	
5.2	4	NAIC Designation Category 4.B	384,744	XXX	XXX	384,744	0.0245	9,426	0.0572	22,007	0.0817	31,434
5.3	4	NAIC Designation Category 4.C		XXX	XXX		0.0245		0.0572		0.0817	
5.4		Subtotal NAIC 4 (5.1+5.2+5.3)	384,744	XXX	XXX	384,744	XXX	9,426	XXX	22,007	XXX	31,434
6.1	5	NAIC Designation Category 5.A		XXX	XXX		0.0630		0.1128		0.1880	
6.2	5	NAIC Designation Category 5.B		XXX	XXX		0.0630		0.1128		0.1880	
6.3	5	NAIC Designation Category 5.C		XXX	XXX		0.0630		0.1128		0.1880	
6.4		Subtotal NAIC 5 (6.1+6.2+6.3)		XXX	XXX		XXX		XXX		XXX	
7.	6	NAIC 6		XXX	XXX		0.0000		0.2370		0.2370	
8.		Total Unrated Multi-class Securities Acquired by Conversion		XXX	XXX		XXX		XXX		XXX	
9.		Total Long-Term Bonds (1+2.8+3.4+4.4+5.4+6.4+7+8)	159,245,583	XXX	XXX	159,245,583	XXX	226,640	XXX	674,613	XXX	1,147,387
PREFERRED STOCKS												
10.	1	Highest Quality		XXX	XXX		0.0005		0.0016		0.0033	
11.	2	High Quality		XXX	XXX		0.0021		0.0064		0.0106	
12.	3	Medium Quality		XXX	XXX		0.0099		0.0263		0.0376	
13.	4	Low Quality		XXX	XXX		0.0245		0.0572		0.0817	
14.	5	Lower Quality		XXX	XXX		0.0630		0.1128		0.1880	
15.	6	In or Near Default		XXX	XXX		0.0000		0.2370		0.2370	
16.		Affiliated Life with AVR		XXX	XXX		0.0000		0.0000		0.0000	
17.		Total Preferred Stocks (Sum of Lines 10 through 16)		XXX	XXX		XXX		XXX		XXX	

**ASSET VALUATION RESERVE (Continued)**  
**BASIC CONTRIBUTION, RESERVE OBJECTIVE AND MAXIMUM RESERVE CALCULATIONS**  
**DEFAULT COMPONENT**

Line Num- ber	NAIC Desig- nation	Description	1	2	3	4	Basic Contribution		Reserve Objective		Maximum Reserve	
			Book/Adjusted Carrying Value	Reclassify Related Party Encumbrances	Add Third Party Encumbrances	Balance for AVR Reserve Calculations (Cols. 1 + 2 + 3)	5	6	7	8	9	10
							Factor	Amount (Cols.4 x 5)	Factor	Amount (Cols. 4 x 7)	Factor	Amount (Cols. 4 x 9)
SHORT-TERM BONDS												
18.		Exempt Obligations .....		XXX	XXX		0.0000		0.0000		0.0000	
19.1	1	NAIC Designation Category 1.A .....		XXX	XXX		0.0005		0.0016		0.0033	
19.2	1	NAIC Designation Category 1.B .....		XXX	XXX		0.0005		0.0016		0.0033	
19.3	1	NAIC Designation Category 1.C .....		XXX	XXX		0.0005		0.0016		0.0033	
19.4	1	NAIC Designation Category 1.D .....		XXX	XXX		0.0005		0.0016		0.0033	
19.5	1	NAIC Designation Category 1.E .....		XXX	XXX		0.0005		0.0016		0.0033	
19.6	1	NAIC Designation Category 1.F .....		XXX	XXX		0.0005		0.0016		0.0033	
19.7	1	NAIC Designation Category 1.G .....		XXX	XXX		0.0005		0.0016		0.0033	
19.8		Subtotal NAIC 1 (19.1+19.2+19.3+19.4+19.5+19.6+19.7) .....		XXX	XXX		XXX		XXX		XXX	
20.1	2	NAIC Designation Category 2.A .....		XXX	XXX		0.0021		0.0064		0.0106	
20.2	2	NAIC Designation Category 2.B .....		XXX	XXX		0.0021		0.0064		0.0106	
20.3	2	NAIC Designation Category 2.C .....		XXX	XXX		0.0021		0.0064		0.0106	
20.4		Subtotal NAIC 2 (20.1+20.2+20.3) .....		XXX	XXX		XXX		XXX		XXX	
21.1	3	NAIC Designation Category 3.A .....		XXX	XXX		0.0099		0.0263		0.0376	
21.2	3	NAIC Designation Category 3.B .....		XXX	XXX		0.0099		0.0263		0.0376	
21.3	3	NAIC Designation Category 3.C .....		XXX	XXX		0.0099		0.0263		0.0376	
21.4		Subtotal NAIC 3 (21.1+21.2+21.3) .....		XXX	XXX		XXX		XXX		XXX	
22.1	4	NAIC Designation Category 4.A .....		XXX	XXX		0.0245		0.0572		0.0817	
22.2	4	NAIC Designation Category 4.B .....		XXX	XXX		0.0245		0.0572		0.0817	
22.3	4	NAIC Designation Category 4.C .....		XXX	XXX		0.0245		0.0572		0.0817	
22.4		Subtotal NAIC 4 (22.1+22.2+22.3) .....		XXX	XXX		XXX		XXX		XXX	
23.1	5	NAIC Designation Category 5.A .....		XXX	XXX		0.0630		0.1128		0.1880	
23.2	5	NAIC Designation Category 5.B .....		XXX	XXX		0.0630		0.1128		0.1880	
23.3	5	NAIC Designation Category 5.C .....		XXX	XXX		0.0630		0.1128		0.1880	
23.4		Subtotal NAIC 5 (23.1+23.2+23.3) .....		XXX	XXX		XXX		XXX		XXX	
24.	6	NAIC 6 .....		XXX	XXX		0.0000		0.2370		0.2370	
25.		Total Short-Term Bonds (18+19.8+20.4+21.4+22.4+23.4+24) .....		XXX	XXX		XXX		XXX		XXX	
DERIVATIVE INSTRUMENTS												
26.		Exchange Traded .....		XXX	XXX		0.0005		0.0016		0.0033	
27.	1	Highest Quality .....		XXX	XXX		0.0005		0.0016		0.0033	
28.	2	High Quality .....		XXX	XXX		0.0021		0.0064		0.0106	
29.	3	Medium Quality .....		XXX	XXX		0.0099		0.0263		0.0376	
30.	4	Low Quality .....		XXX	XXX		0.0245		0.0572		0.0817	
31.	5	Lower Quality .....		XXX	XXX		0.0630		0.1128		0.1880	
32.	6	In or Near Default .....		XXX	XXX		0.0000		0.2370		0.2370	
33.		Total Derivative Instruments .....		XXX	XXX		XXX		XXX		XXX	
34.		Total (Lines 9 + 17 + 25 + 33) .....	159,245,583	XXX	XXX	159,245,583	XXX	226,640	XXX	674,613	XXX	1,147,387

**ASSET VALUATION RESERVE (Continued)**  
**BASIC CONTRIBUTION, RESERVE OBJECTIVE AND MAXIMUM RESERVE CALCULATIONS**  
**DEFAULT COMPONENT**

Line Num- ber	NAIC Desig- nation	Description	1  Book/Adjusted Carrying Value	2  Reclassify Related Party Encumbrances	3  Add Third Party Encumbrances	4  Balance for AVR Reserve Calculations (Cols. 1 + 2 + 3)	Basic Contribution		Reserve Objective		Maximum Reserve	
							5  Factor	6  Amount (Cols.4 x 5)	7  Factor	8  Amount (Cols. 4 x 7)	9  Factor	10  Amount (Cols. 4 x 9)
		MORTGAGE LOANS										
		In Good Standing:										
35.		Farm Mortgages - CM1 - Highest Quality .....			XXX		0.0011		0.0057		0.0074	
36.		Farm Mortgages - CM2 - High Quality .....			XXX		0.0040		0.0114		0.0149	
37.		Farm Mortgages - CM3 - Medium Quality .....			XXX		0.0069		0.0200		0.0257	
38.		Farm Mortgages - CM4 - Low Medium Quality .....			XXX		0.0120		0.0343		0.0428	
39.		Farm Mortgages - CM5 - Low Quality .....			XXX		0.0183		0.0486		0.0628	
40.		Residential Mortgages - Insured or Guaranteed .....			XXX		0.0003		0.0007		0.0011	
41.		Residential Mortgages - All Other .....			XXX		0.0015		0.0034		0.0046	
42.		Commercial Mortgages - Insured or Guaranteed .....			XXX		0.0003		0.0007		0.0011	
43.		Commercial Mortgages - All Other - CM1 - Highest Quality .....			XXX		0.0011		0.0057		0.0074	
44.		Commercial Mortgages - All Other - CM2 - High Quality .....			XXX		0.0040		0.0114		0.0149	
45.		Commercial Mortgages - All Other - CM3 - Medium Quality .....			XXX		0.0069		0.0200		0.0257	
46.		Commercial Mortgages - All Other - CM4 - Low Medium Quality .....			XXX		0.0120		0.0343		0.0428	
47.		Commercial Mortgages - All Other - CM5 - Low Quality .....			XXX		0.0183		0.0486		0.0628	
		Overdue, Not in Process:										
48.		Farm Mortgages .....			XXX		0.0480		0.0868		0.1371	
49.		Residential Mortgages - Insured or Guaranteed .....			XXX		0.0006		0.0014		0.0023	
50.		Residential Mortgages - All Other .....			XXX		0.0029		0.0066		0.0103	
51.		Commercial Mortgages - Insured or Guaranteed .....			XXX		0.0006		0.0014		0.0023	
52.		Commercial Mortgages - All Other .....			XXX		0.0480		0.0868		0.1371	
		In Process of Foreclosure:										
53.		Farm Mortgages .....			XXX		0.0000		0.1942		0.1942	
54.		Residential Mortgages - Insured or Guaranteed .....			XXX		0.0000		0.0046		0.0046	
55.		Residential Mortgages - All Other .....			XXX		0.0000		0.0149		0.0149	
56.		Commercial Mortgages - Insured or Guaranteed .....			XXX		0.0000		0.0046		0.0046	
57.		Commercial Mortgages - All Other .....			XXX		0.0000		0.1942		0.1942	
58.		Total Schedule B Mortgages (Sum of Lines 35 through 57)			XXX		XXX		XXX		XXX	
59.		Schedule DA Mortgages			XXX		0.0034		0.0114		0.0149	
60.		Total Mortgage Loans on Real Estate (Lines 58 + 59)			XXX		XXX		XXX		XXX	

**ASSET VALUATION RESERVE**  
**BASIC CONTRIBUTION, RESERVE OBJECTIVE AND MAXIMUM RESERVE CALCULATIONS**  
**EQUITY AND OTHER INVESTED ASSET COMPONENT**

Line Num- ber	NAIC Desig- nation	Description	1	2	3	4	Basic Contribution		Reserve Objective		Maximum Reserve	
			Book/Adjusted Carrying Value	Reclassify Related Party Encumbrances	Add Third Party Encumbrances	Balance for AVR Reserve Calculations (Cols. 1 + 2 + 3)	5	6	7	8	9	10
							Factor	Amount (Cols.4 x 5)	Factor	Amount (Cols. 4 x 7)	Factor	Amount (Cols. 4 x 9)
COMMON STOCK												
1.		Unaffiliated - Public .....	46,427	XXX	XXX	46,427	0.0000		0.1580 (a)	7,335	0.1580 (a)	7,335
2.		Unaffiliated - Private .....		XXX	XXX		0.0000		0.1945		0.1945	
3.		Federal Home Loan Bank .....		XXX	XXX		0.0000		0.0061		0.0097	
4.		Affiliated - Life with AVR .....		XXX	XXX		0.0000		0.0000		0.0000	
Affiliated - Investment Subsidiary:												
5.		Fixed Income - Exempt Obligations .....					XXX		XXX		XXX	
6.		Fixed Income - Highest Quality .....					XXX		XXX		XXX	
7.		Fixed Income - High Quality .....					XXX		XXX		XXX	
8.		Fixed Income - Medium Quality .....					XXX		XXX		XXX	
9.		Fixed Income - Low Quality .....					XXX		XXX		XXX	
10.		Fixed Income - Lower Quality .....					XXX		XXX		XXX	
11.		Fixed Income - In/Near Default .....					XXX		XXX		XXX	
12.		Unaffiliated Common Stock - Public .....					0.0000		0.1580 (a)		0.1580 (a)	
13.		Unaffiliated Common Stock - Private .....					0.0000		0.1945		0.1945	
14.		Real Estate .....					(b)		(b)		(b)	
15.		Affiliated - Certain Other (See SVO Purposes and Procedures Manual) .....		XXX	XXX		0.0000		0.1580		0.1580	
16.		Affiliated - All Other .....		XXX	XXX		0.0000		0.1945		0.1945	
17.		Total Common Stock (Sum of Lines 1 through 16)	46,427			46,427	XXX		XXX	7,335	XXX	7,335
REAL ESTATE												
18.		Home Office Property (General Account only) .....					0.0000		0.0912		0.0912	
19.		Investment Properties .....					0.0000		0.0912		0.0912	
20.		Properties Acquired in Satisfaction of Debt .....					0.0000		0.1337		0.1337	
21.		Total Real Estate (Sum of Lines 18 through 20)					XXX		XXX		XXX	
OTHER INVESTED ASSETS												
INVESTMENTS WITH THE UNDERLYING CHARACTERISTICS OF BONDS												
22.		Exempt Obligations .....		XXX	XXX		0.0000		0.0000		0.0000	
23.	1	Highest Quality .....		XXX	XXX		0.0005		0.0016		0.0033	
24.	2	High Quality .....		XXX	XXX		0.0021		0.0064		0.0106	
25.	3	Medium Quality .....		XXX	XXX		0.0099		0.0263		0.0376	
26.	4	Low Quality .....		XXX	XXX		0.0245		0.0572		0.0817	
27.	5	Lower Quality .....		XXX	XXX		0.0630		0.1128		0.1880	
28.	6	In or Near Default .....		XXX	XXX		0.0000		0.2370		0.2370	
29.		Total with Bond Characteristics (Sum of Lines 22 through 28)		XXX	XXX		XXX		XXX		XXX	

**ASSET VALUATION RESERVE (Continued)**  
**BASIC CONTRIBUTION, RESERVE OBJECTIVE AND MAXIMUM RESERVE CALCULATIONS**  
**EQUITY AND OTHER INVESTED ASSET COMPONENT**

Line Num- ber	NAIC Desig- nation	Description	1	2	3	4	Basic Contribution		Reserve Objective		Maximum Reserve	
			Book/Adjusted Carrying Value	Reclassify Related Party Encumbrances	Add Third Party Encumbrances	Balance for AVR Reserve Calculations (Cols. 1 + 2 + 3)	5	6	7	8	9	10
							Factor	Amount (Cols.4 x 5)	Factor	Amount (Cols. 4 x 7)	Factor	Amount (Cols. 4 x 9)
		INVESTMENTS WITH THE UNDERLYING CHARACTERISTICS OF PREFERRED STOCKS										
30.	1	Highest Quality .....	3,136,244	XXX	XXX	3,136,244	0.0005	1,568	0.0016	5,018	0.0033	10,350
31.	2	High Quality .....		XXX	XXX		0.0021		0.0064		0.0106	
32.	3	Medium Quality .....		XXX	XXX		0.0099		0.0263		0.0376	
33.	4	Low Quality .....		XXX	XXX		0.0245		0.0572		0.0817	
34.	5	Lower Quality .....		XXX	XXX		0.0630		0.1128		0.1880	
35.	6	In or Near Default .....		XXX	XXX		0.0000		0.2370		0.2370	
36.		Affiliated Life with AVR .....		XXX	XXX		0.0000		0.0000		0.0000	
37.		Total with Preferred Stock Characteristics (Sum of Lines 30 through 36)	3,136,244	XXX	XXX	3,136,244	XXX	1,568	XXX	5,018	XXX	10,350
		INVESTMENTS WITH THE UNDERLYING CHARACTERISTICS OF MORTGAGE LOANS										
		In Good Standing Affiliated:										
38.		Mortgages - CM1 - Highest Quality .....			XXX		0.0011		0.0057		0.0074	
39.		Mortgages - CM2 - High Quality .....			XXX		0.0040		0.0114		0.0149	
40.		Mortgages - CM3 - Medium Quality .....			XXX		0.0069		0.0200		0.0257	
41.		Mortgages - CM4 - Low Medium Quality .....			XXX		0.0120		0.0343		0.0428	
42.		Mortgages - CM5 - Low Quality .....			XXX		0.0183		0.0486		0.0628	
43.		Residential Mortgages - Insured or Guaranteed .....			XXX		0.0003		0.0007		0.0011	
44.		Residential Mortgages - All Other .....		XXX	XXX		0.0015		0.0034		0.0046	
45.		Commercial Mortgages - Insured or Guaranteed .....			XXX		0.0003		0.0007		0.0011	
		Overdue, Not in Process Affiliated:										
46.		Farm Mortgages .....			XXX		0.0480		0.0868		0.1371	
47.		Residential Mortgages - Insured or Guaranteed .....			XXX		0.0006		0.0014		0.0023	
48.		Residential Mortgages - All Other .....			XXX		0.0029		0.0066		0.0103	
49.		Commercial Mortgages - Insured or Guaranteed .....			XXX		0.0006		0.0014		0.0023	
50.		Commercial Mortgages - All Other .....			XXX		0.0480		0.0868		0.1371	
		In Process of Foreclosure Affiliated:										
51.		Farm Mortgages .....			XXX		0.0000		0.1942		0.1942	
52.		Residential Mortgages - Insured or Guaranteed .....			XXX		0.0000		0.0046		0.0046	
53.		Residential Mortgages - All Other .....			XXX		0.0000		0.0149		0.0149	
54.		Commercial Mortgages - Insured or Guaranteed .....			XXX		0.0000		0.0046		0.0046	
55.		Commercial Mortgages - All Other .....			XXX		0.0000		0.1942		0.1942	
56.		Total Affiliated (Sum of Lines 38 through 55) .....			XXX		XXX		XXX		XXX	
57.		Unaffiliated - In Good Standing With Covenants .....			XXX		(c)		(c)		(c)	
58.		Unaffiliated - In Good Standing Defeased With Government Securities .....			XXX		0.0011		0.0057		0.0074	
59.		Unaffiliated - In Good Standing Primarily Senior .....			XXX		0.0040		0.0114		0.0149	
60.		Unaffiliated - In Good Standing All Other .....			XXX		0.0069		0.0200		0.0257	
61.		Unaffiliated - Overdue, Not in Process .....			XXX		0.0480		0.0868		0.1371	
62.		Unaffiliated - In Process of Foreclosure .....			XXX		0.0000		0.1942		0.1942	
63.		Total Unaffiliated (Sum of Lines 57 through 62) .....			XXX		XXX		XXX		XXX	
64.		Total with Mortgage Loan Characteristics (Lines 56 + 63)			XXX		XXX		XXX		XXX	

**ASSET VALUATION RESERVE (Continued)**  
**BASIC CONTRIBUTION, RESERVE OBJECTIVE AND MAXIMUM RESERVE CALCULATIONS**  
**EQUITY AND OTHER INVESTED ASSET COMPONENT**

Line Num- ber	NAIC Desig- nation	Description	1	2	3	4	Basic Contribution		Reserve Objective		Maximum Reserve	
			Book/Adjusted Carrying Value	Reclassify Related Party Encumbrances	Add Third Party Encumbrances	Balance for AVR Reserve Calculations (Cols. 1 + 2 + 3)	5	6	7	8	9	10
							Factor	Amount (Cols.4 x 5)	Factor	Amount (Cols. 4 x 7)	Factor	Amount (Cols. 4 x 9)
INVESTMENTS WITH THE UNDERLYING CHARACTERISTICS OF COMMON STOCK												
65.		Unaffiliated Public .....		XXX	XXX		0.0000		0.1580 (a)		0.1580 (a)	
66.		Unaffiliated Private .....		XXX	XXX		0.0000		0.1945		0.1945	
67.		Affiliated Life with AVR .....		XXX	XXX		0.0000		0.0000		0.0000	
68.		Affiliated Certain Other (See SVO Purposes & Procedures Manual) .....		XXX	XXX		0.0000		0.1580		0.1580	
69.		Affiliated Other - All Other .....		XXX	XXX		0.0000		0.1945		0.1945	
70.		Total with Common Stock Characteristics (Sum of Lines 65 through 69)		XXX	XXX		XXX		XXX		XXX	
INVESTMENTS WITH THE UNDERLYING CHARACTERISTICS OF REAL ESTATE												
71.		Home Office Property (General Account only) .....					0.0000		0.0912		0.0912	
72.		Investment Properties .....					0.0000		0.0912		0.0912	
73.		Properties Acquired in Satisfaction of Debt .....					0.0000		0.1337		0.1337	
74.		Total with Real Estate Characteristics (Sum of Lines 71 through 73)					XXX		XXX		XXX	
LOW INCOME HOUSING TAX CREDIT INVESTMENTS												
75.		Guaranteed Federal Low Income Housing Tax Credit .....					0.0003		0.0006		0.0010	
76.		Non-guaranteed Federal Low Income Housing Tax Credit .....					0.0063		0.0120		0.0190	
77.		Guaranteed State Low Income Housing Tax Credit .....					0.0003		0.0006		0.0010	
78.		Non-guaranteed State Low Income Housing Tax Credit .....					0.0063		0.0120		0.0190	
79.		All Other Low Income Housing Tax Credit .....					0.0273		0.0600		0.0975	
80.		Total LIHTC (Sum of Lines 75 through 79)					XXX		XXX		XXX	
ALL OTHER INVESTMENTS												
81.		NAIC 1 Working Capital Finance Investments .....		XXX			0.0000		0.0042		0.0042	
82.		NAIC 2 Working Capital Finance Investments .....		XXX			0.0000		0.0137		0.0137	
83.		Other Invested Assets - Schedule BA .....		XXX			0.0000		0.1580		0.1580	
84.		Other Short-Term Invested Assets - Schedule DA .....		XXX			0.0000		0.1580		0.1580	
85.		Total All Other (Sum of Lines 81, 82, 83 and 84) .....		XXX			XXX		XXX		XXX	
86.		Total Other Invested Assets - Schedules BA & DA (Sum of Lines 29, 37, 64, 70, 74, 80 and 85)	3,136,244			3,136,244	XXX	1,568	XXX	5,018	XXX	10,350

(a) Times the company's weighted average portfolio beta (Minimum .1215, Maximum .2431).  
(b) Determined using the same factors and breakdowns used for directly owned real estate.  
(c) This will be the factor associated with the risk category determined in the company generated worksheet.



Asset Valuation Reserve - Replications (Synthetic) Assets

**N O N E**

Schedule F - Claims

**N O N E**

Schedule H - Part 1 - Analysis of Underwriting Operations

**N O N E**

Schedule H - Part 2 - Reserves and Liabilities

**N O N E**

Schedule H - Part 3 - Test of Prior Year's Claim Reserves and Liabilities

**N O N E**

Schedule H - Part 4 - Reinsurance

**N O N E**

Schedule H - Part 5 - Health Claims

**N O N E**

Schedule S - Part 1 - Section 1

**N O N E**

Schedule S - Part 1 - Section 2

**N O N E**

Schedule S - Part 2

**N O N E**

Schedule S - Part 3 - Section 1

**N O N E**

Schedule S - Part 3 - Section 2

**N O N E**

Schedule S - Part 4

**N O N E**

Schedule S - Part 4 - Bank Footnote

**N O N E**

Schedule S - Part 5

**N O N E**

Schedule S - Part 5 - Bank Footnote

**N O N E**

Schedule S - Part 6

**N O N E**

Schedule S - Part 7

**N O N E**

ANNUAL STATEMENT FOR THE YEAR 2021 OF THE AMERICAN EQUITY INVESTMENT LIFE INSURANCE COMPANY OF NEW YORK

SCHEDULE T - PREMIUMS AND ANNUITY CONSIDERATIONS (b)

Allocated by States and Territories

States, Etc.			Direct Business Only					
			Life Contracts		4	5	6	7
			2	3				
			Life Insurance Premiums	Annuity Considerations	Accident and Health Insurance Premiums, Including Policy, Membership and Other Fees	Other Considerations	Total Columns 2 through 5 (b)	Deposit-Type Contracts
Active Status (a)								
1.	Alabama	AL	N					
2.	Alaska	AK	N					
3.	Arizona	AZ	N					
4.	Arkansas	AR	N					
5.	California	CA	N					
6.	Colorado	CO	N					
7.	Connecticut	CT	N					
8.	Delaware	DE	N					
9.	District of Columbia	DC	N					
10.	Florida	FL	N	800			800	
11.	Georgia	GA	N					
12.	Hawaii	HI	N					
13.	Idaho	ID	N					
14.	Illinois	IL	N					
15.	Indiana	IN	N					
16.	Iowa	IA	N					
17.	Kansas	KS	N					
18.	Kentucky	KY	N					
19.	Louisiana	LA	N					
20.	Maine	ME	N					
21.	Maryland	MD	N					
22.	Massachusetts	MA	N					
23.	Michigan	MI	N					
24.	Minnesota	MN	N					
25.	Mississippi	MS	N					
26.	Missouri	MO	N					
27.	Montana	MT	N					
28.	Nebraska	NE	N					
29.	Nevada	NV	N					
30.	New Hampshire	NH	N					
31.	New Jersey	NJ	N	15,000			15,000	
32.	New Mexico	NM	N					
33.	New York	NY	L	29,531			29,531	
34.	North Carolina	NC	N					
35.	North Dakota	ND	N					
36.	Ohio	OH	N					
37.	Oklahoma	OK	N					
38.	Oregon	OR	N					
39.	Pennsylvania	PA	N					
40.	Rhode Island	RI	N					
41.	South Carolina	SC	N					
42.	South Dakota	SD	N					
43.	Tennessee	TN	N					
44.	Texas	TX	N					
45.	Utah	UT	N					
46.	Vermont	VT	N					
47.	Virginia	VA	N					
48.	Washington	WA	N					
49.	West Virginia	WV	N					
50.	Wisconsin	WI	N					
51.	Wyoming	WY	N					
52.	American Samoa	AS	N					
53.	Guam	GU	N					
54.	Puerto Rico	PR	N					
55.	U.S. Virgin Islands	VI	N					
56.	Northern Mariana Islands	MP	N					
57.	Canada	CAN	N					
58.	Aggregate Other Alien	OT	XXX					
59.	Subtotal	XXX		45,331			45,331	
90.	Reporting entity contributions for employee benefits plans	XXX						
91.	Dividends or refunds applied to purchase paid-up additions and annuities	XXX						
92.	Dividends or refunds applied to shorten endowment or premium paying period	XXX						
93.	Premium or annuity considerations waived under disability or other contract provisions	XXX						
94.	Aggregate or other amounts not allocable by State	XXX						
95.	Totals (Direct Business)	XXX		45,331			45,331	
96.	Plus reinsurance assumed	XXX						
97.	Totals (All Business)	XXX		45,331			45,331	
98.	Less reinsurance ceded	XXX						
99.	Totals (All Business) less Reinsurance Ceded	XXX		45,331	(c)		45,331	
DETAILS OF WRITE-INS								
58001.		XXX						
58002.		XXX						
58003.		XXX						
58998.	Summary of remaining write-ins for Line 58 from overflow page	XXX						
58999.	Totals (Lines 58001 through 58003 plus 58998)(Line 58 above)	XXX						
9401.		XXX						
9402.		XXX						
9403.		XXX						
9498.	Summary of remaining write-ins for Line 94 from overflow page	XXX						
9499.	Totals (Lines 9401 through 9403 plus 9498)(Line 94 above)	XXX						

(a) Active Status Counts:  
L - Licensed or Chartered - Licensed insurance carrier or domiciled RRG.....1 R - Registered - Non-domiciled RRGs.....  
E - Eligible - Reporting entities eligible or approved to write surplus lines in the state..... Q - Qualified - Qualified or accredited reinsurer.....  
N - None of the above - Not allowed to write business in the state.....56

(b) Explanation of basis of allocation by states, etc., of premiums and annuity considerations  
Individual: State of Residence when received. Group: N/A

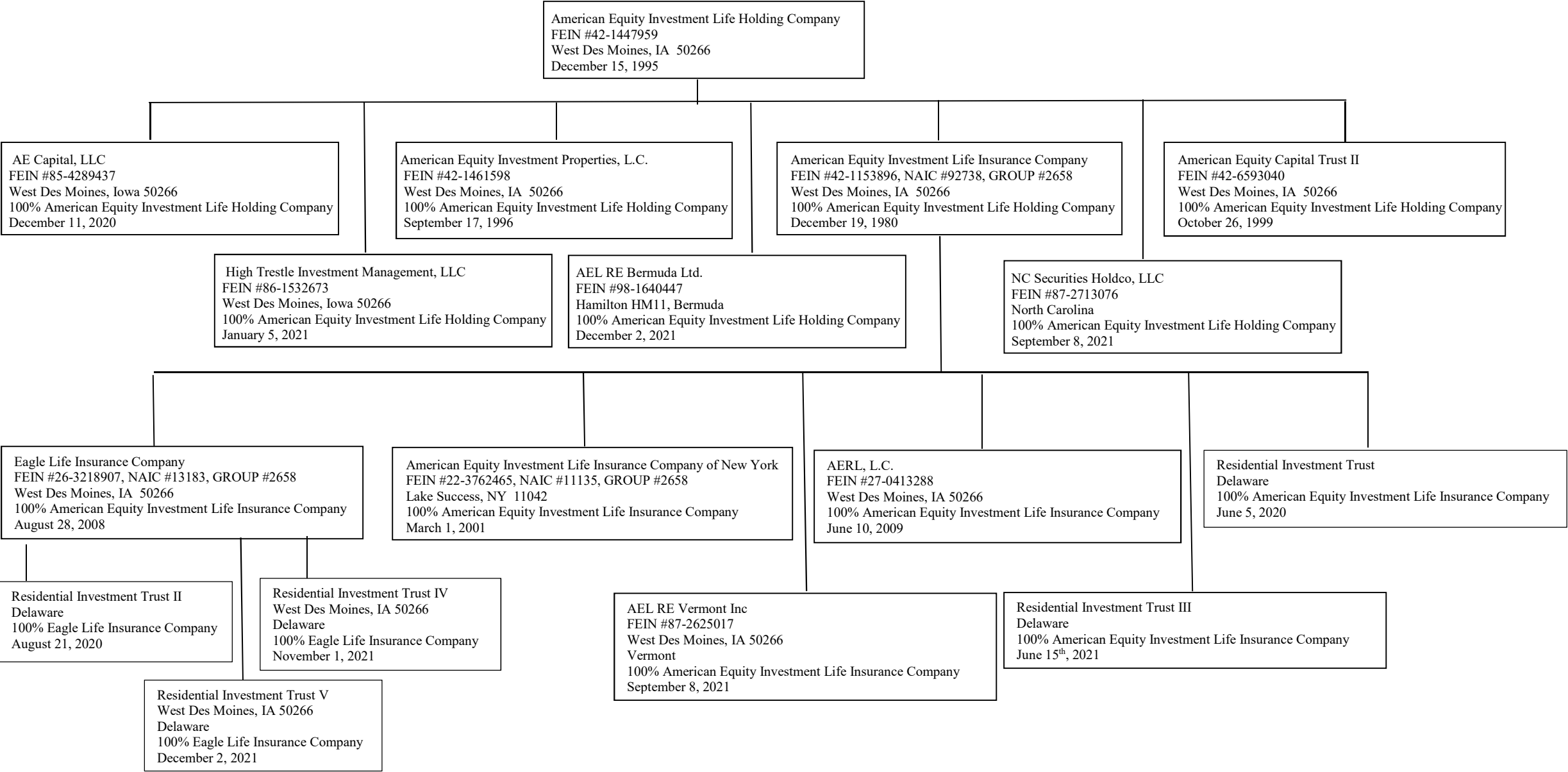
(c) Column 4 should balance with Exhibit 1, Lines 6.4, 10.4, and 16.4, Cols. 8, 9, 10, or with Schedule H, Part 1, Line 1, indicate which: Exhibit 1, Lines 6.4, 10.4, and 16.4, Cols. 8, 9, 10.

SCHEDULE T - PART 2  
INTERSTATE COMPACT - EXHIBIT OF PREMIUMS WRITTEN

Allocated by States and Territories

			Direct Business Only					
			1	2	3	4	5	6
States, Etc.			Life (Group and Individual)	Annuities (Group and Individual)	Disability Income (Group and Individual)	Long-Term Care (Group and Individual)	Deposit-Type Contracts	Totals
1.	Alabama .....	AL						
2.	Alaska .....	AK						
3.	Arizona .....	AZ						
4.	Arkansas .....	AR						
5.	California .....	CA						
6.	Colorado .....	CO						
7.	Connecticut .....	CT						
8.	Delaware .....	DE						
9.	District of Columbia .....	DC						
10.	Florida .....	FL		800				800
11.	Georgia .....	GA						
12.	Hawaii .....	HI						
13.	Idaho .....	ID						
14.	Illinois .....	IL						
15.	Indiana .....	IN						
16.	Iowa .....	IA						
17.	Kansas .....	KS						
18.	Kentucky .....	KY						
19.	Louisiana .....	LA						
20.	Maine .....	ME						
21.	Maryland .....	MD						
22.	Massachusetts .....	MA						
23.	Michigan .....	MI						
24.	Minnesota .....	MN						
25.	Mississippi .....	MS						
26.	Missouri .....	MO						
27.	Montana .....	MT						
28.	Nebraska .....	NE						
29.	Nevada .....	NV						
30.	New Hampshire .....	NH						
31.	New Jersey .....	NJ		15,000				15,000
32.	New Mexico .....	NM						
33.	New York .....	NY		29,531				29,531
34.	North Carolina .....	NC						
35.	North Dakota .....	ND						
36.	Ohio .....	OH						
37.	Oklahoma .....	OK						
38.	Oregon .....	OR						
39.	Pennsylvania .....	PA						
40.	Rhode Island .....	RI						
41.	South Carolina .....	SC						
42.	South Dakota .....	SD						
43.	Tennessee .....	TN						
44.	Texas .....	TX						
45.	Utah .....	UT						
46.	Vermont .....	VT						
47.	Virginia .....	VA						
48.	Washington .....	WA						
49.	West Virginia .....	WV						
50.	Wisconsin .....	WI						
51.	Wyoming .....	WY						
52.	American Samoa .....	AS						
53.	Guam .....	GU						
54.	Puerto Rico .....	PR						
55.	U.S. Virgin Islands .....	VI						
56.	Northern Mariana Islands .....	MP						
57.	Canada .....	CAN						
58.	Aggregate Other Alien .....	OT						
59.	Total			45,331				45,331

SCHEDULE Y - INFORMATION CONCERNING ACTIVITIES OF INSURER MEMBERS OF A HOLDING COMPANY GROUP  
PART 1 - ORGANIZATIONAL CHART





## ANNUAL STATEMENT FOR THE YEAR 2021 OF THE AMERICAN EQUITY INVESTMENT LIFE INSURANCE COMPANY OF NEW YORK

## SCHEDULE Y

## PART 2 - SUMMARY OF INSURER'S TRANSACTIONS WITH ANY AFFILIATES

[illegible]

## ANNUAL STATEMENT FOR THE YEAR 2021 OF THE AMERICAN EQUITY INVESTMENT LIFE INSURANCE COMPANY OF NEW YORK

## SCHEDULE Y

**PART 3 - ULTIMATE CONTROLLING PARTY AND LISTING OF OTHER U.S. INSURANCE GROUPS OR ENTITIES UNDER THAT ULTIMATE CONTROLLING PARTY'S CONTROL**

[illegible]



SUPPLEMENTAL EXHIBITS AND SCHEDULES INTERROGATORIES

The following supplemental reports are required to be filed as part of your statement filing unless specifically waived by the domiciliary state. However, in the event that your domiciliary state waives the filing requirement, your response of WAIVED to the specific interrogatory will be accepted in lieu of filing a “NONE” report and a bar code will be printed below. If the supplement is required of your company but is not being filed for whatever reason enter SEE EXPLANATION and provide an explanation following the interrogatory questions.

	Responses
MARCH FILING	
1. Will the Supplemental Compensation Exhibit be filed with the state of domicile by March 1? .....	YES
2. Will the confidential Risk-based Capital Report be filed with the NAIC by March 1? .....	YES
3. Will the confidential Risk-based Capital Report be filed with the state of domicile, if required, by March 1? .....	YES
4. Will an actuarial opinion be filed by March 1? .....	YES
APRIL FILING	
5. Will Management’s Discussion and Analysis be filed by April 1? .....	YES
6. Will the Life, Health & Annuity Guaranty Association Assessable Premium Exhibit - Parts 1 and 2 be filed with the state of domicile and the NAIC by April 1? (Not applicable to fraternal benefit societies) .....	YES
7. Will the Supplemental Investment Risks Interrogatories be filed by April 1? .....	YES
JUNE FILING	
8. Will an audited financial report be filed by June 1? .....	YES
9. Will Accountant’s Letter of Qualifications be filed with the state of domicile and electronically with the NAIC by June 1? .....	YES

The following supplemental reports are required to be filed as part of your annual statement filing if your company is engaged in the type of business covered by the supplement. However, in the event that your company does not transact the type of business for which the special report must be filed, your response of NO to the specific interrogatory will be accepted in lieu of filing a “NONE” report and a bar code will be printed below. If the supplement is required of your company but is not being filed for whatever reason enter SEE EXPLANATION and provide an explanation following the interrogatory questions.

MARCH FILING	
10. Will Schedule SIS (Stockholder Information Supplement) be filed with the state of domicile by March 1? (Not applicable to fraternal benefit societies) ...	NO
11. Will the Medicare Supplement Insurance Experience Exhibit be filed with the state of domicile and the NAIC by March 1? .....	NO
12. Will the Trusteed Surplus Statement be filed with the state of domicile and the NAIC by March 1? .....	NO
13. Will the actuarial opinion on participating and non-participating policies as required in Interrogatories 1 and 2 to Exhibit 5 be filed with the state of domicile and electronically with the NAIC by March 1? .....	NO
14. Will the actuarial opinion on non-guaranteed elements as required in interrogatory #3 to Exhibit 5 be filed with the state of domicile and electronically with the NAIC by March 1? .....	YES
15. Will the actuarial opinion on X-Factors be filed with the state of domicile and electronically with the NAIC by March 1? .....	NO
16. Will the actuarial opinion on Separate Accounts Funding Guaranteed Minimum Benefit be filed with the state of domicile and electronically with the NAIC by March 1? .....	NO
17. Will the actuarial opinion on Synthetic Guaranteed Investment Contracts be filed with the state of domicile and electronically with the NAIC by March 1? .....	NO
18. Will the Reasonableness of Assumptions Certification required by Actuarial Guideline XXXV be filed with the state of domicile and electronically with the NAIC by March 1? .....	NO
19. Will the Reasonableness and Consistency of Assumptions Certification required by Actuarial Guideline XXXV be filed with the state of domicile and electronically with the NAIC by March 1? .....	NO
20. Will the Reasonableness of Assumptions Certification for Implied Guaranteed Rate Method required by Actuarial Guideline XXXVI be filed with the state of domicile and electronically with the NAIC by March 1? .....	NO
21. Will the Reasonableness and Consistency of Assumptions Certification required by Actuarial Guideline XXXVI (Updated Average Market Value) be filed with the state of domicile and electronically with the NAIC by March 1? .....	NO
22. Will the Reasonableness and Consistency of Assumptions Certification required by Actuarial Guideline XXXVI (Updated Market Value) be filed with the state of domicile and electronically with the NAIC by March 1? .....	NO
23. Will the C-3 RBC Certifications required under C-3 Phase I be filed with the state of domicile and electronically with the NAIC by March 1? .....	YES
24. Will the C-3 RBC Certifications required under C-3 Phase II be filed with the state of domicile and electronically with the NAIC by March 1? .....	NO
25. Will the Actuarial Certifications Related to Annuity Nonforfeiture Ongoing Compliance for Equity Indexed Annuities be filed with the state of domicile and electronically with the NAIC by March 1? .....	NO

SUPPLEMENTAL EXHIBITS AND SCHEDULES INTERROGATORIES

26.	Will the actuarial opinion required by the Modified Guaranteed Annuity Model Regulation be filed with the state of domicile and electronically with the NAIC by March 1? .....	NO
27.	Will the Actuarial Certification regarding the use of 2001 Preferred Class Tables required by the Model Regulation Permitting the Recognition of Preferred Mortality Tables for Use in Determining Minimum Reserve Liabilities be filed with the state of domicile and electronically with the NAIC by March 1? .....	NO
28.	Will the Worker's Compensation Carve-Out Supplement be filed by March 1? (Not applicable to fraternal benefit societies) .....	NO
29.	Will Supplemental Schedule O be filed with the state of domicile and the NAIC by March 1? .....	NO
30.	Will the Medicare Part D Coverage Supplement be filed with the state of domicile and the NAIC by March 1? .....	NO
31.	Will an approval from the reporting entity's state of domicile for relief related to the five-year rotation requirement for lead audit partner be filed electronically with the NAIC by March 1? .....	NO
32.	Will an approval from the reporting entity's state of domicile for relief related to the one-year cooling off period for independent CPA be filed electronically with the NAIC by March 1? .....	NO
33.	Will an approval from the reporting entity's state of domicile for relief related to the Requirements for Audit Committees be filed electronically with the NAIC by March 1? .....	NO
34.	Will the VM-20 Reserves Supplement be filed with the state of domicile and the NAIC by March 1? .....	NO
35.	Will the Health Care Receivables Supplement be filed with the state of domicile and the NAIC by March 1? .....	NO

APRIL FILING


36.	Will the confidential Regulatory Asset Adequacy Issues Summary (RAAIS) required by the Valuation Manual be filed with the state of domicile by April 1? .....	YES
37.	Will the Long-Term Care Experience Reporting Forms be filed with the state of domicile and the NAIC by April 1? .....	NO
38.	Will the Credit Insurance Experience Exhibit be filed with the state of domicile and the NAIC by April 1? (Not applicable to fraternal benefit societies) ...	NO
39.	Will the Accident and Health Policy Experience Exhibit be filed by April 1? .....	NO
40.	Will the Supplemental Health Care Exhibit (Parts 1, 2 and 3) be filed with the state of domicile and the NAIC by April 1? .....	NO
41.	Will the regulator only (non-public) Supplemental Health Care Exhibit's Expense Allocation Report be filed with the state of domicile and the NAIC by April 1? .....	NO
42.	Will the confidential Actuarial Memorandum required by Actuarial Guideline XXXVIII 8D be filed with the state of domicile by April 30? .....	NO
43.	Will the Supplemental Term and Universal Life Insurance Reinsurance Exhibit be filed with the state of domicile and the NAIC by April 1? .....	NO
44.	Will the Variable Annuities Supplement be filed with the state of domicile and the NAIC by April 1? .....	NO
45.	Will the confidential Executive Summary of the PBR Actuarial Report be filed with the state of domicile by April 1? .....	NO
46.	Will the confidential Life Summary of the PBR Actuarial Report be filed with the state of domicile by April 1? .....	NO
47.	Will the confidential Variable Annuities Summary of the PBR Actuarial Report be filed with the state of domicile by April 1? .....	NO

AUGUST FILING





























48.	Will Management's Report of Internal Control Over Financial Reporting be filed with the state of domicile by August 1? .....	YES
-----	--	-----

- Explanations:
- 10. Not required to be filed by Company
  - 11. Not required to be filed by Company
  - 12. Not required to be filed by Company
  - 13. Not required to be filed by Company
  - 15. Not required to be filed by Company
  - 16. Not required to be filed by Company
  - 17. Not required to be filed by Company
  - 18. Not required to be filed by Company
  - 19. Not required to be filed by Company
  - 20. Not required to be filed by Company
  - 21. Not required to be filed by Company
  - 22. Not required to be filed by Company
  - 24. Not required to be filed by Company
  - 25. Not required to be filed by Company
  - 26. Not required to be filed by Company
  - 27. Not required to be filed by Company
  - 28. Not required to be filed by Company
  - 29. Not required to be filed by Company
  - 30. Not required to be filed by Company
  - 31. Not required to be filed by Company
  - 32. Not required to be filed by Company
  - 33. Not required to be filed by Company
  - 34. Not required to be filed by Company
  - 35. Not required to be filed by Company
  - 37. Not required to be filed by Company
  - 38. Not required to be filed by Company
  - 39. Not required to be filed by Company
  - 40. Not required to be filed by Company
  - 41. Not required to be filed by Company
  - 42. Not required to be filed by Company
  - 43. Not required to be filed by Company
  - 44. Not required to be filed by Company
  - 45. Not required to be filed by Company
  - 46. Not required to be filed by Company
  - 47. Not required to be filed by Company

- Bar Codes:
- 10. SIS Stockholder Information Supplement [Document Identifier 420]
  - 11. Medicare Supplement Insurance Experience Exhibit [Document Identifier 360]
  - 12. Trusteed Surplus Statement [Document Identifier 490]
  - 13. Participating Opinion for Exhibit 5 [Document Identifier 371]
  - 15. Actuarial Opinion on X-Factors [Document Identifier 442]
  - 16. Actuarial Opinion on Separate Accounts Funding Guaranteed Minimum Benefit [Document Identifier 443]
  - 17. Actuarial Opinion on Synthetic Guaranteed Investment Contracts [Document Identifier 444]



SUPPLEMENTAL EXHIBITS AND SCHEDULES INTERROGATORIES

18.	Reasonableness of Assumptions Certification required by Actuarial Guideline XXXV [Document Identifier 445]	 1 1 1 3 5 2 0 2 1 4 4 5 0 0 0 0 0
19.	Reasonableness and Consistency of Assumptions Certification required by Actuarial Guideline XXXV [Document Identifier 446]	 1 1 1 3 5 2 0 2 1 4 4 6 0 0 0 0 0
20.	Reasonableness of Assumptions Certification for Implied Guaranteed Rate Method required by Actuarial Guideline XXXVI [Document Identifier 447]	 1 1 1 3 5 2 0 2 1 4 4 7 0 0 0 0 0
21.	Reasonableness and Consistency of Assumptions Certification required by Actuarial Guideline XXXVI [Document Identifier 448]	 1 1 1 3 5 2 0 2 1 4 4 6 0 0 0 0 0
22.	Reasonableness and Consistency of Assumptions Certification required by Actuarial Guideline XXXVI (Updated Market Value) [Document Identifier 449]	 1 1 1 3 5 2 0 2 1 4 4 6 0 0 0 0 0
24.	C-3 RBC Certifications Required Under C-3 Phase II [Document Identifier 451]	 1 1 1 3 5 2 0 2 1 4 5 1 0 0 0 0 0
25.	Actuarial Certifications Related to Annuity Nonforfeiture Ongoing Compliance for Equity Indexed Annuities [Document Identifier 452]	 1 1 1 3 5 2 0 2 1 4 5 2 0 0 0 0 0
26.	Modified Guaranteed Annuity Model Regulation [Document Identifier 453]	 1 1 1 3 5 2 0 2 1 4 5 3 0 0 0 0 0
27.	Actuarial Certification regarding the use of 2001 Preferred Class Tables required by the Model Regulation Permitting the Recognition of Preferred Mortality Tables for Use in Determining Minimum Reserve Liabilities [Document Identifier 454]	 1 1 1 3 5 2 0 2 1 4 5 4 0 0 0 0 0
28.	Workers' Compensation Carve-Out Supplement [Document Identifier 495]	 1 1 1 3 5 2 0 2 1 4 9 5 0 0 0 0 0
29.	Supplemental Schedule O [Document Identifier 465]	 1 1 1 3 5 2 0 2 1 4 6 5 0 0 0 0 0
30.	Medicare Part D Coverage Supplement [Document Identifier 365]	 1 1 1 3 5 2 0 2 1 3 6 5 0 0 0 0 0
31.	Relief from the five-year rotation requirement for lead audit partner [Document Identifier 224]	 1 1 1 3 5 2 0 2 1 2 2 4 0 0 0 0 0
32.	Relief from the one-year cooling off period for independent CPA [Document Identifier 225]	 1 1 1 3 5 2 0 2 1 2 2 5 0 0 0 0 0
33.	Relief from the Requirements for Audit Committees [Document Identifier 226]	 1 1 1 3 5 2 0 2 1 2 2 6 0 0 0 0 0
34.	VM-20 Reserves Supplement [Document Identifier 456]	 1 1 1 3 5 2 0 2 1 4 5 6 0 0 0 0 0
35.	Health Care Receivables Supplement [Document Identifier 470]	 1 1 1 3 5 2 0 2 1 4 7 0 0 0 0 0 0
37.	Long-Term Care Experience Reporting Forms [Document Identifier 306]	 1 1 1 3 5 2 0 2 1 3 0 6 0 0 0 0 0
38.	Credit Insurance Experience Exhibit [Document Identifier 230]	 1 1 1 3 5 2 0 2 1 2 3 0 0 0 0 0 0
39.	Accident and Health Policy Experience Exhibit [Document Identifier 210]	 1 1 1 3 5 2 0 2 1 2 1 0 0 0 0 0 0
40.	Supplemental Health Care Exhibit (Parts 1, 2 and 3) [Document Identifier 216]	 1 1 1 3 5 2 0 2 1 2 1 6 0 0 0 0 0
41.	Supplemental Health Care Exhibit's Expense Allocation Report [Document Identifier 217]	 1 1 1 3 5 2 0 2 1 2 1 7 0 0 0 0 0
42.	Actuarial Memorandum Required by Actuarial Guideline XXXVIII 8D [Document Identifier 435]	 1 1 1 3 5 2 0 2 1 4 3 5 0 0 0 0 0
43.	Supplemental Term and Universal Life Insurance Reinsurance Exhibit [Document Identifier 345]	 1 1 1 3 5 2 0 2 1 3 4 5 0 0 0 0 0
44.	Variable Annuities Supplement [Document Identifier 286]	 1 1 1 3 5 2 0 2 1 2 8 6 0 0 0 0 0
45.	Executive Summary of the PBR Actuarial Report [Document Identifier 457]	 1 1 1 3 5 2 0 2 1 4 5 7 0 0 0 0 0
46.	Life Summary of the PBR Actuarial Report [Document Identifier 458]	 1 1 1 3 5 2 0 2 1 4 5 6 0 0 0 0 0
47.	Variable Annuities Summary of the PBR Actuarial Report [Document Identifier 459]	 1 1 1 3 5 2 0 2 1 4 5 6 0 0 0 0 0

**OVERFLOW PAGE FOR WRITE-INS**

**NONE**

SUMMARY INVESTMENT SCHEDULE

Investment Categories	Gross Investment Holdings		Admitted Assets as Reported in the Annual Statement			
	1	2	3	4	5	6
	Amount	Percentage of Column 1 Line 13	Amount	Securities Lending Reinvested Collateral Amount	Total (Col. 3 + 4) Amount	Percentage of Column 5 Line 13
1. Long-Term Bonds (Schedule D, Part 1):						
1.01 U.S. governments .....	403,697	0.239	403,697		403,697	0.239
1.02 All other governments .....		0.000				0.000
1.03 U.S. states, territories and possessions, etc. guaranteed .....	515,353	0.306	515,353		515,353	0.306
1.04 U.S. political subdivisions of states, territories, and possessions, guaranteed .....	6,256,878	3.711	6,256,878		6,256,878	3.711
1.05 U.S. special revenue and special assessment obligations, etc. non-guaranteed .....	33,564,724	19.909	33,564,724		33,564,724	19.909
1.06 Industrial and miscellaneous .....	118,504,932	70.291	118,504,932		118,504,932	70.291
1.07 Hybrid securities .....		0.000				0.000
1.08 Parent, subsidiaries and affiliates .....		0.000				0.000
1.09 SVO identified funds .....		0.000				0.000
1.10 Unaffiliated Bank loans .....		0.000				0.000
1.11 Total long-term bonds .....	159,245,584	94.456	159,245,584		159,245,584	94.456
2. Preferred stocks (Schedule D, Part 2, Section 1):						
2.01 Industrial and miscellaneous (Unaffiliated) .....		0.000				0.000
2.02 Parent, subsidiaries and affiliates .....		0.000				0.000
2.03 Total preferred stocks .....		0.000				0.000
3. Common stocks (Schedule D, Part 2, Section 2):						
3.01 Industrial and miscellaneous Publicly traded (Unaffiliated) .....		0.000				0.000
3.02 Industrial and miscellaneous Other (Unaffiliated) .....	46,427	0.028	46,427		46,427	0.028
3.03 Parent, subsidiaries and affiliates Publicly traded .....		0.000				0.000
3.04 Parent, subsidiaries and affiliates Other .....		0.000				0.000
3.05 Mutual funds .....		0.000				0.000
3.06 Unit investment trusts .....		0.000				0.000
3.07 Closed-end funds .....		0.000				0.000
3.08 Total common stocks .....	46,427	0.028	46,427		46,427	0.028
4. Mortgage loans (Schedule B):						
4.01 Farm mortgages .....		0.000				0.000
4.02 Residential mortgages .....		0.000				0.000
4.03 Commercial mortgages .....		0.000				0.000
4.04 Mezzanine real estate loans .....		0.000				0.000
4.05 Total valuation allowance .....		0.000				0.000
4.06 Total mortgage loans .....		0.000				0.000
5. Real estate (Schedule A):						
5.01 Properties occupied by company .....		0.000				0.000
5.02 Properties held for production of income .....		0.000				0.000
5.03 Properties held for sale .....		0.000				0.000
5.04 Total real estate .....		0.000				0.000
6. Cash, cash equivalents and short-term investments:						
6.01 Cash (Schedule E, Part 1) .....	219,380	0.130	219,380		219,380	0.130
6.02 Cash equivalents (Schedule E, Part 2) .....	5,944,490	3.526	5,944,490		5,944,490	3.526
6.03 Short-term investments (Schedule DA) .....		0.000				0.000
6.04 Total cash, cash equivalents and short-term investments .....	6,163,870	3.656	6,163,870		6,163,870	3.656
7. Contract loans .....		0.000				0.000
8. Derivatives (Schedule DB) .....		0.000				0.000
9. Other invested assets (Schedule BA) .....	3,136,244	1.860	3,136,244		3,136,244	1.860
10. Receivables for securities .....	71	0.000	71		71	0.000
11. Securities Lending (Schedule DL, Part 1).....		0.000		XXX	XXX	XXX
12. Other invested assets (Page 2, Line 11) .....		0.000				0.000
13. Total invested assets	168,592,196	100.000	168,592,196		168,592,196	100.000

Schedule A - Verification - Real Estate

**N O N E**

Schedule B - Verification - Mortgage Loans

**N O N E**

SCHEDULE BA - VERIFICATION BETWEEN YEARS

Other Long-Term Invested Assets

1.	Book/adjusted carrying value, December 31 of prior year .....	3,149,683
2.	Cost of acquired:	
	2.1 Actual cost at time of acquisition (Part 2, Column 8) .....	
	2.2 Additional investment made after acquisition (Part 2, Column 9) .....	
3.	Capitalized deferred interest and other:	
	3.1 Totals, Part 1, Column 16 .....	
	3.2 Totals, Part 3, Column 12 .....	
4.	Accrual of discount .....	166
5.	Unrealized valuation increase (decrease):	
	5.1 Totals, Part 1, Column 13 .....	
	5.2 Totals, Part 3, Column 9 .....	
6.	Total gain (loss) on disposals, Part 3, Column 19 .....	
7.	Deduct amounts received on disposals, Part 3, Column 16 .....	
8.	Deduct amortization of premium and depreciation .....	13,604
9.	Total foreign exchange change in book/adjusted carrying value:	
	9.1 Totals, Part 1, Column 17 .....	
	9.2 Totals, Part 3, Column 14 .....	
10.	Deduct current year's other than temporary impairment recognized:	
	10.1 Totals, Part 1, Column 15 .....	
	10.2 Totals, Part 3, Column 11 .....	
11.	Book/adjusted carrying value at end of current period (Lines 1+2+3+4+5+6-7-8+9-10) .....	3,136,245
12.	Deduct total nonadmitted amounts .....	
13.	Statement value at end of current period (Line 11 minus Line 12) .....	3,136,245

SCHEDULE D - VERIFICATION BETWEEN YEARS

Bonds and Stocks

1.	Book/adjusted carrying value, December 31 of prior year .....	168,398,199
2.	Cost of bonds and stocks acquired, Part 3, Column 7 .....	16,428,909
3.	Accrual of discount .....	269,334
4.	Unrealized valuation increase (decrease):	
	4.1. Part 1, Column 12 .....	
	4.2. Part 2, Section 1, Column 15 .....	
	4.3. Part 2, Section 2, Column 13 .....	15,854
	4.4. Part 4, Column 11 .....	15,854
5.	Total gain (loss) on disposals, Part 4, Column 19 .....	36,118
6.	Deduction consideration for bonds and stocks disposed of, Part 4, Column 7 .....	25,118,945
7.	Deduct amortization of premium .....	893,876
8.	Total foreign exchange change in book/adjusted carrying value:	
	8.1. Part 1, Column 15 .....	
	8.2. Part 2, Section 1, Column 19 .....	
	8.3. Part 2, Section 2, Column 16 .....	
	8.4. Part 4, Column 15 .....	
9.	Deduct current year's other than temporary impairment recognized:	
	9.1. Part 1, Column 14 .....	
	9.2. Part 2, Section 1, Column 17 .....	
	9.3. Part 2, Section 2, Column 14 .....	
	9.4. Part 4, Column 13 .....	
10.	Total investment income recognized as a result of prepayment penalties and/or acceleration fees, Note 5Q, Line 2 .....	156,414
11.	Book/adjusted carrying value at end of current period (Lines 1+2+3+4+5-6-7+8-9+10) .....	159,292,007
12.	Deduct total nonadmitted amounts .....	
13.	Statement value at end of current period (Line 11 minus Line 12) .....	159,292,007

SCHEDULE D - SUMMARY BY COUNTRY

Long-Term Bonds and Stocks OWNED December 31 of Current Year

Description		1 Book/Adjusted Carrying Value	2 Fair Value	3 Actual Cost	4 Par Value of Bonds
BONDS					
Governments (Including all obligations guaranteed by governments)	1. United States .....	403,697	500,500	409,000	400,000
	2. Canada .....				
	3. Other Countries				
	4. Totals	403,697	500,500	409,000	400,000
U.S. States, Territories and Possessions (Direct and guaranteed)					
	5. Totals	515,353	515,103	517,835	500,000
U.S. Political Subdivisions of States, Territories and Possessions (Direct and guaranteed)					
	6. Totals	6,256,878	6,523,194	6,311,006	6,275,000
U.S. Special Revenue and Special Assessment Obligations and all Non-Guaranteed Obligations of Agencies and Authorities of Governments and their Political Subdivisions					
	7. Totals	33,564,724	35,351,167	34,444,434	32,236,310
Industrial and Miscellaneous, SVO Identified Funds, Unaffiliated Bank Loans and Hybrid Securities (unaffiliated)	8. United States .....	100,347,035	113,806,892	102,547,378	97,557,827
	9. Canada .....	4,755,291	5,719,027	4,870,989	4,510,000
	10. Other Countries	13,402,607	13,765,442	13,456,420	13,250,000
	11. Totals	118,504,933	133,291,361	120,874,787	115,317,827
Parent, Subsidiaries and Affiliates	12. Totals				
	13. Total Bonds	159,245,585	176,181,325	162,557,062	154,729,137
PREFERRED STOCKS					
Industrial and Miscellaneous (unaffiliated)	14. United States .....				
	15. Canada .....				
	16. Other Countries				
	17. Totals				
Parent, Subsidiaries and Affiliates	18. Totals				
	19. Total Preferred Stocks				
COMMON STOCKS Industrial and Miscellaneous (unaffiliated)	20. United States .....	46,427	46,427	30,573	
	21. Canada .....				
	22. Other Countries				
	23. Totals	46,427	46,427	30,573	
Parent, Subsidiaries and Affiliates	24. Totals				
	25. Total Common Stocks	46,427	46,427	30,573	
	26. Total Stocks	46,427	46,427	30,573	
	27. Total Bonds and Stocks	159,292,012	176,227,752	162,587,635	



ANNUAL STATEMENT FOR THE YEAR 2021 OF THE AMERICAN EQUITY INVESTMENT LIFE INSURANCE COMPANY OF NEW YORK

**SCHEDULE D - PART 1A - SECTION 1**

Quality and Maturity Distribution of All Bonds Owned December 31, at Book/Adjusted Carrying Values by Major Types of Issues and NAIC Designations

NAIC Designation	1 1 Year or Less	2 Over 1 Year Through 5 Years	3 Over 5 Years Through 10 Years	4 Over 10 Years Through 20 Years	5 Over 20 Years	6 No Maturity Date	7 Total Current Year	8 Col. 7 as a % of Line 11.7	9 Total from Col. 7 Prior Year	10 % From Col. 8 Prior Year	11 Total Publicly Traded	12 Total Privately Placed (a)
1. U.S. Governments			403,697			XXX	403,697	0.3	404,137	0.2	403,697	
1.1 NAIC 1						XXX						
1.2 NAIC 2						XXX						
1.3 NAIC 3						XXX						
1.4 NAIC 4						XXX						
1.5 NAIC 5						XXX						
1.6 NAIC 6						XXX						
1.7 Totals			403,697			XXX	403,697	0.3	404,137	0.2	403,697	
2. All Other Governments						XXX						
2.1 NAIC 1						XXX						
2.2 NAIC 2						XXX						
2.3 NAIC 3						XXX						
2.4 NAIC 4						XXX						
2.5 NAIC 5						XXX						
2.6 NAIC 6						XXX						
2.7 Totals						XXX						
3. U.S. States, Territories and Possessions etc., Guaranteed				515,353		XXX	515,353	0.3	517,155	0.3	515,353	
3.1 NAIC 1						XXX						
3.2 NAIC 2						XXX						
3.3 NAIC 3						XXX						
3.4 NAIC 4						XXX						
3.5 NAIC 5						XXX						
3.6 NAIC 6						XXX						
3.7 Totals				515,353		XXX	515,353	0.3	517,155	0.3	515,353	
4. U.S. Political Subdivisions of States, Territories and Possessions , Guaranteed		996,668	3,266,505	1,993,704		XXX	6,256,878	3.9	2,313,428	1.4	6,256,878	
4.1 NAIC 1						XXX						
4.2 NAIC 2						XXX						
4.3 NAIC 3						XXX						
4.4 NAIC 4						XXX						
4.5 NAIC 5						XXX						
4.6 NAIC 6						XXX						
4.7 Totals		996,668	3,266,505	1,993,704		XXX	6,256,878	3.9	2,313,428	1.4	6,256,878	
5. U.S. Special Revenue & Special Assessment Obligations, etc., Non-Guaranteed						XXX						
5.1 NAIC 1	2,592	25,245	10,340,629	18,589,339	4,606,919	XXX	33,564,724	21.1	34,862,068	20.7	33,564,723	1
5.2 NAIC 2						XXX						
5.3 NAIC 3						XXX						
5.4 NAIC 4						XXX						
5.5 NAIC 5						XXX						
5.6 NAIC 6						XXX						
5.7 Totals	2,592	25,245	10,340,629	18,589,339	4,606,919	XXX	33,564,724	21.1	34,862,068	20.7	33,564,723	1

ANNUAL STATEMENT FOR THE YEAR 2021 OF THE AMERICAN EQUITY INVESTMENT LIFE INSURANCE COMPANY OF NEW YORK

**SCHEDULE D - PART 1A - SECTION 1 (Continued)**

Quality and Maturity Distribution of All Bonds Owned December 31, at Book/Adjusted Carrying Values by Major Types of Issues and NAIC Designations

NAIC Designation	1 1 Year or Less	2 Over 1 Year Through 5 Years	3 Over 5 Years Through 10 Years	4 Over 10 Years Through 20 Years	5 Over 20 Years	6 No Maturity Date	7 Total Current Year	8 Col. 7 as a % of Line 11.7	9 Total from Col. 7 Prior Year	10 % From Col. 8 Prior Year	11 Total Publicly Traded	12 Total Privately Placed (a)
6. Industrial & Miscellaneous (Unaffiliated)												
6.1 NAIC 1 .....	901,678	7,534,287	6,824,401	24,905,902	12,440,740	XXX	52,607,008	33.0	54,887,907	32.6	45,549,503	7,057,505
6.2 NAIC 2 .....	7,510,706	8,928,375	20,046,734	22,865,025	1,910,542	XXX	61,261,382	38.5	71,139,353	42.2	47,604,656	13,656,726
6.3 NAIC 3 .....	998,756			2,254,061	998,981	XXX	4,251,799	2.7	4,099,772	2.4	4,251,799	
6.4 NAIC 4 .....				384,744		XXX	384,744	0.2	159,414	0.1	384,744	
6.5 NAIC 5 .....						XXX						
6.6 NAIC 6 .....						XXX			14,974	0.0		
6.7 Totals	9,411,140	16,462,663	26,871,135	50,409,732	15,350,264	XXX	118,504,933	74.4	130,301,420	77.4	97,790,702	20,714,231
7. Hybrid Securities												
7.1 NAIC 1 .....						XXX						
7.2 NAIC 2 .....						XXX						
7.3 NAIC 3 .....						XXX						
7.4 NAIC 4 .....						XXX						
7.5 NAIC 5 .....						XXX						
7.6 NAIC 6 .....						XXX						
7.7 Totals						XXX						
8. Parent, Subsidiaries and Affiliates												
8.1 NAIC 1 .....						XXX						
8.2 NAIC 2 .....						XXX						
8.3 NAIC 3 .....						XXX						
8.4 NAIC 4 .....						XXX						
8.5 NAIC 5 .....						XXX						
8.6 NAIC 6 .....						XXX						
8.7 Totals						XXX						
9. SVO Identified Funds												
9.1 NAIC 1 .....	XXX	XXX	XXX	XXX	XXX							
9.2 NAIC 2 .....	XXX	XXX	XXX	XXX	XXX							
9.3 NAIC 3 .....	XXX	XXX	XXX	XXX	XXX							
9.4 NAIC 4 .....	XXX	XXX	XXX	XXX	XXX							
9.5 NAIC 5 .....	XXX	XXX	XXX	XXX	XXX							
9.6 NAIC 6 .....	XXX	XXX	XXX	XXX	XXX							
9.7 Totals	XXX	XXX	XXX	XXX	XXX							
10. Unaffiliated Bank Loans												
10.1 NAIC 1 .....						XXX						
10.2 NAIC 2 .....						XXX						
10.3 NAIC 3 .....						XXX						
10.4 NAIC 4 .....						XXX						
10.5 NAIC 5 .....						XXX						
10.6 NAIC 6 .....						XXX						
10.7 Totals						XXX						

ANNUAL STATEMENT FOR THE YEAR 2021 OF THE AMERICAN EQUITY INVESTMENT LIFE INSURANCE COMPANY OF NEW YORK

**SCHEDULE D - PART 1A - SECTION 1 (Continued)**

Quality and Maturity Distribution of All Bonds Owned December 31, at Book/Adjusted Carrying Values by Major Types of Issues and NAIC Designations

NAIC Designation	1 1 Year or Less	2 Over 1 Year Through 5 Years	3 Over 5 Years Through 10 Years	4 Over 10 Years Through 20 Years	5 Over 20 Years	6 No Maturity Date	7 Total Current Year	8 Col. 7 as a % of Line 11.7	9 Total from Col. 7 Prior Year	10 % From Col. 8 Prior Year	11 Total Publicly Traded	12 Total Privately Placed (a)
11. Total Bonds Current Year												
11.1 NAIC 1	(d) 904,270	8,556,201	20,835,231	46,004,298	17,047,659		93,347,659	58.6	XXX	XXX	86,290,154	7,057,505
11.2 NAIC 2	(d) 7,510,706	8,928,375	20,046,734	22,865,025	1,910,542		61,261,382	38.5	XXX	XXX	47,604,656	13,656,726
11.3 NAIC 3	(d) 998,756			2,254,061	998,981		4,251,799	2.7	XXX	XXX	4,251,799	
11.4 NAIC 4	(d)			384,744			384,744	0.2	XXX	XXX	384,744	
11.5 NAIC 5	(d)						(c)		XXX	XXX		
11.6 NAIC 6	(d)						(c)		XXX	XXX		
11.7 Totals	9,413,732	17,484,576	40,881,965	71,508,128	19,957,182		(b) 159,245,584	100.0	XXX	XXX	138,531,353	20,714,231
11.8 Line 11.7 as a % of Col. 7	5.9	11.0	25.7	44.9	12.5		100.0	XXX	XXX	XXX	87.0	13.0
12. Total Bonds Prior Year												
12.1 NAIC 1	3,079,124	13,116,459	43,094,951	27,356,349	6,337,810		XXX	XXX	92,984,693	55.2	84,128,247	8,856,447
12.2 NAIC 2	8,414,103	17,915,648	20,606,106	22,541,964	1,661,531		XXX	XXX	71,139,353	42.2	53,409,359	17,729,994
12.3 NAIC 3	57,477	3,902,789	101,319	38,187			XXX	XXX	4,099,772	2.4	4,099,772	
12.4 NAIC 4	32,517	79,440	37,719	9,738			XXX	XXX	159,414	0.1	159,414	
12.5 NAIC 5							XXX	XXX	(c)			
12.6 NAIC 6		14,974					XXX	XXX	(c) 14,974	0.0	14,974	
12.7 Totals	11,583,222	35,029,311	63,840,094	49,946,239	7,999,341		XXX	XXX	(b) 168,398,207	100.0	141,811,765	26,586,441
12.8 Line 12.7 as a % of Col. 9	6.9	20.8	37.9	29.7	4.8		XXX	XXX	100.0	XXX	84.2	15.8
13. Total Publicly Traded Bonds												
13.1 NAIC 1	904,270	8,056,231	20,089,576	42,078,626	15,161,453		86,290,155	54.2	84,128,247	50.0	86,290,155	XXX
13.2 NAIC 2	6,120,428	7,426,170	12,296,734	19,850,782	1,910,542		47,604,656	29.9	53,409,359	31.7	47,604,656	XXX
13.3 NAIC 3	998,756			2,254,061	998,981		4,251,799	2.7	4,099,772	2.4	4,251,799	XXX
13.4 NAIC 4				384,744			384,744	0.2	159,414	0.1	384,744	XXX
13.5 NAIC 5												XXX
13.6 NAIC 6									14,974	0.0		XXX
13.7 Totals	8,023,454	15,482,401	32,386,310	64,568,213	18,070,976		138,531,353	87.0	141,811,765	84.2	138,531,353	XXX
13.8 Line 13.7 as a % of Col. 7	5.8	11.2	23.4	46.6	13.0		100.0	XXX	XXX	XXX	100.0	XXX
13.9 Line 13.7 as a % of Line 11.7, Col. 7, Section 11	5.0	9.7	20.3	40.5	11.3		87.0	XXX	XXX	XXX	87.0	XXX
14. Total Privately Placed Bonds												
14.1 NAIC 1		499,970	745,656	3,925,672	1,886,206		7,057,504	4.4	8,856,447	5.3	XXX	7,057,504
14.2 NAIC 2	1,390,278	1,502,205	7,750,000	3,014,243			13,656,726	8.6	17,729,994	10.5	XXX	13,656,726
14.3 NAIC 3											XXX	
14.4 NAIC 4											XXX	
14.5 NAIC 5											XXX	
14.6 NAIC 6										0.0	XXX	
14.7 Totals	1,390,278	2,002,175	8,495,656	6,939,915	1,886,206		20,714,230	13.0	26,586,441	15.8	XXX	20,714,230
14.8 Line 14.7 as a % of Col. 7	6.7	9.7	41.0	33.5	9.1		100.0	XXX	XXX	XXX	XXX	100.0
14.9 Line 14.7 as a % of Line 11.7, Col. 7, Section 11	0.9	1.3	5.3	4.4	1.2		13.0	XXX	XXX	XXX	XXX	13.0

(a) Includes \$ 20,714,231 freely tradable under SEC Rule 144 or qualified for resale under SEC Rule 144A.

(b) Includes \$ current year of bonds with Z designations and \$ prior year of bonds with Z designations. The letter "Z" means the NAIC designation was not assigned by the Securities Valuation Office (SVO) at the date of the statement.

(c) Includes \$ current year, \$ prior year of bonds with 5GI designations and \$ current year, \$ prior year of bonds with 6\* designations. "5GI" means the NAIC designation was assigned by the (SVO) in reliance on the insurer's certification that the issuer is current in all principal and interest payments. "6\*" means the NAIC designation was assigned by the SVO due to inadequate certification of principal and interest payments.

(d) Includes the following amount of short-term and cash equivalent bonds by NAIC designation: NAIC 1 \$ ; NAIC 2 \$ ; NAIC 3 \$ ; NAIC 4 \$ ; NAIC 5 \$ ; NAIC 6 \$

ANNUAL STATEMENT FOR THE YEAR 2021 OF THE AMERICAN EQUITY INVESTMENT LIFE INSURANCE COMPANY OF NEW YORK

**SCHEDULE D - PART 1A - SECTION 2**

Maturity Distribution of All Bonds Owned December 31, at Book/Adjusted Carrying Values by Major Type and Subtype of Issues

Distribution by Type	1 1 Year or Less	2 Over 1 Year Through 5 Years	3 Over 5 Years Through 10 Years	4 Over 10 Years Through 20 Years	5 Over 20 Years	6 No Maturity Date	7 Total Current Year	8 Col. 7 as a % of Line 11.08	9 Total from Col. 7 Prior Year	10 % From Col. 8 Prior Year	11 Total Publicly Traded	12 Total Privately Placed
1. U.S. Governments												
1.01 Issuer Obligations .....			403,697			XXX	403,697	0.3	404,137	0.2	403,697	
1.02 Residential Mortgage-Backed Securities .....						XXX						
1.03 Commercial Mortgage-Backed Securities .....						XXX						
1.04 Other Loan-Backed and Structured Securities .....						XXX						
1.05 Totals			403,697			XXX	403,697	0.3	404,137	0.2	403,697	
2. All Other Governments												
2.01 Issuer Obligations .....						XXX						
2.02 Residential Mortgage-Backed Securities .....						XXX						
2.03 Commercial Mortgage-Backed Securities .....						XXX						
2.04 Other Loan-Backed and Structured Securities .....						XXX						
2.05 Totals						XXX						
3. U.S. States, Territories and Possessions, Guaranteed												
3.01 Issuer Obligations .....				515,353		XXX	515,353	0.3	517,155	0.3	515,353	
3.02 Residential Mortgage-Backed Securities .....						XXX						
3.03 Commercial Mortgage-Backed Securities .....						XXX						
3.04 Other Loan-Backed and Structured Securities .....						XXX						
3.05 Totals				515,353		XXX	515,353	0.3	517,155	0.3	515,353	
4. U.S. Political Subdivisions of States, Territories and Possessions, Guaranteed												
4.01 Issuer Obligations .....		996,668	3,266,505	1,993,704		XXX	6,256,878	3.9	2,313,428	1.4	6,256,878	
4.02 Residential Mortgage-Backed Securities .....						XXX						
4.03 Commercial Mortgage-Backed Securities .....						XXX						
4.04 Other Loan-Backed and Structured Securities .....						XXX						
4.05 Totals		996,668	3,266,505	1,993,704		XXX	6,256,878	3.9	2,313,428	1.4	6,256,878	
5. U.S. Special Revenue & Special Assessment Obligations etc., Non-Guaranteed												
5.01 Issuer Obligations .....			9,544,316	17,563,606	4,606,919	XXX	31,714,841	19.9	32,679,938	19.4	31,714,841	
5.02 Residential Mortgage-Backed Securities .....	2,592	25,245	796,313	1,025,733		XXX	1,849,882	1.2	2,182,129	1.3	1,849,882	
5.03 Commercial Mortgage-Backed Securities .....						XXX						
5.04 Other Loan-Backed and Structured Securities .....						XXX						
5.05 Totals	2,592	25,245	10,340,629	18,589,339	4,606,919	XXX	33,564,724	21.1	34,862,068	20.7	33,564,724	
6. Industrial and Miscellaneous												
6.01 Issuer Obligations .....	9,411,140	13,292,583	17,467,475	43,855,747	6,202,010	XXX	90,228,954	56.7	94,507,100	56.1	82,477,829	7,751,125
6.02 Residential Mortgage-Backed Securities .....				4,376,935	1,073,367	XXX	5,450,302	3.4	8,758,253	5.2	4,376,935	1,073,367
6.03 Commercial Mortgage-Backed Securities .....		1,995,896	1,003,709	2,002,041	7,262,048	XXX	12,263,693	7.7	12,115,028	7.2	10,261,652	2,002,041
6.04 Other Loan-Backed and Structured Securities .....		1,174,184	8,399,952	175,008	812,839	XXX	10,561,983	6.6	14,921,039	8.9	674,286	9,887,698
6.05 Totals	9,411,140	16,462,663	26,871,135	50,409,732	15,350,264	XXX	118,504,933	74.4	130,301,420	77.4	97,790,702	20,714,231
7. Hybrid Securities												
7.01 Issuer Obligations .....						XXX						
7.02 Residential Mortgage-Backed Securities .....						XXX						
7.03 Commercial Mortgage-Backed Securities .....						XXX						
7.04 Other Loan-Backed and Structured Securities .....						XXX						
7.05 Totals						XXX						
8. Parent, Subsidiaries and Affiliates												
8.01 Issuer Obligations .....						XXX						
8.02 Residential Mortgage-Backed Securities .....						XXX						
8.03 Commercial Mortgage-Backed Securities .....						XXX						
8.04 Other Loan-Backed and Structured Securities .....						XXX						
8.05 Affiliated Bank Loans - Issued .....						XXX						
8.06 Affiliated Bank Loans - Acquired .....						XXX						
8.07 Totals						XXX						

ANNUAL STATEMENT FOR THE YEAR 2021 OF THE AMERICAN EQUITY INVESTMENT LIFE INSURANCE COMPANY OF NEW YORK

**SCHEDULE D - PART 1A - SECTION 2 (Continued)**

Maturity Distribution of All Bonds Owned December 31, at Book/Adjusted Carrying Values by Major Type and Subtype of Issues

Distribution by Type	1 1 Year or Less	2 Over 1 Year Through 5 Years	3 Over 5 Years Through 10 Years	4 Over 10 Years Through 20 Years	5 Over 20 Years	6 No Maturity Date	7 Total Current Year	8 Col. 7 as a % of Line 11.08	9 Total from Col. 7 Prior Year	10 % From Col. 8 Prior Year	11 Total Publicly Traded	12 Total Privately Placed
9. SVO Identified Funds												
9.01 Exchange Traded Funds Identified by the SVO	XXX	XXX	XXX	XXX	XXX							
10. Unaffiliated Bank Loans												
10.01 Unaffiliated Bank Loans - Issued						XXX						
10.02 Unaffiliated Bank Loans - Acquired						XXX						
10.03 Totals						XXX						
11. Total Bonds Current Year												
11.01 Issuer Obligations	9,411,140	14,289,251	30,681,993	63,928,411	10,808,928	XXX	129,119,723	81.1	XXX	XXX	121,368,598	7,751,125
11.02 Residential Mortgage-Backed Securities	2,592	25,245	796,313	5,402,668	1,073,367	XXX	7,300,184	4.6	XXX	XXX	6,226,818	1,073,367
11.03 Commercial Mortgage-Backed Securities		1,995,896	1,003,709	2,002,041	7,262,048	XXX	12,263,693	7.7	XXX	XXX	10,261,652	2,002,041
11.04 Other Loan-Backed and Structured Securities		1,174,184	8,399,952	175,008	812,839	XXX	10,561,983	6.6	XXX	XXX	674,286	9,887,698
11.05 SVO Identified Funds	XXX	XXX	XXX	XXX	XXX				XXX	XXX		
11.06 Affiliated Bank Loans						XXX			XXX	XXX		
11.07 Unaffiliated Bank Loans						XXX			XXX	XXX		
11.08 Totals	9,413,732	17,484,576	40,881,966	71,508,128	19,957,182		159,245,584	100.0	XXX	XXX	138,531,353	20,714,230
11.09 Line 11.08 as a % of Col. 7	5.9	11.0	25.7	44.9	12.5		100.0	XXX	XXX	XXX	87.0	13.0
12. Total Bonds Prior Year												
12.01 Issuer Obligations	9,158,821	25,061,983	42,258,322	47,314,221	6,628,409	XXX	XXX	XXX	130,421,757	77.4	119,856,371	10,565,386
12.02 Residential Mortgage-Backed Securities	1,206,532	3,779,986	2,987,081	2,024,678	942,106	XXX	XXX	XXX	10,940,383	6.5	8,113,178	2,827,204
12.03 Commercial Mortgage-Backed Securities		4,505,717	7,609,311			XXX	XXX	XXX	12,115,028	7.2	10,111,882	2,003,146
12.04 Other Loan-Backed and Structured Securities	1,217,868	1,681,624	10,985,381	607,340	428,826	XXX	XXX	XXX	14,921,039	8.9	3,730,334	11,190,705
12.05 SVO Identified Funds	XXX	XXX	XXX	XXX	XXX							
12.06 Affiliated Bank Loans						XXX	XXX	XXX				
12.07 Unaffiliated Bank Loans						XXX	XXX	XXX				
12.08 Totals	11,583,222	35,029,310	63,840,094	49,946,239	7,999,341		XXX	XXX	168,398,206	100.0	141,811,765	26,586,441
12.09 Line 12.08 as a % of Col. 9	6.9	20.8	37.9	29.7	4.8		XXX	XXX	100.0	XXX	84.2	15.8
13. Total Publicly Traded Bonds												
13.01 Issuer Obligations	8,020,862	13,286,974	30,086,288	59,165,545	10,808,928	XXX	121,368,598	76.2	119,856,371	71.2	121,368,598	XXX
13.02 Residential Mortgage-Backed Securities	2,592	25,245	796,313	5,402,668		XXX	6,226,818	3.9	8,113,178	4.8	6,226,818	XXX
13.03 Commercial Mortgage-Backed Securities		1,995,896	1,003,709		7,262,048	XXX	10,261,652	6.4	10,111,882	6.0	10,261,652	XXX
13.04 Other Loan-Backed and Structured Securities		174,286	500,000			XXX	674,286	0.4	3,730,334	2.2	674,286	XXX
13.05 SVO Identified Funds	XXX	XXX	XXX	XXX	XXX							XXX
13.06 Affiliated Bank Loans						XXX						XXX
13.07 Unaffiliated Bank Loans						XXX						XXX
13.08 Totals	8,023,454	15,482,401	32,386,310	64,568,213	18,070,976		138,531,353	87.0	141,811,765	84.2	138,531,353	XXX
13.09 Line 13.08 as a % of Col. 7	5.8	11.2	23.4	46.6	13.0		100.0	XXX	XXX	XXX	100.0	XXX
13.10 Line 13.08 as a % of Line 11.08, Col. 7, Section 11	5.0	9.7	20.3	40.5	11.3		87.0	XXX	XXX	XXX	87.0	XXX
14. Total Privately Placed Bonds												
14.01 Issuer Obligations	1,390,278	1,002,277	595,704	4,762,866		XXX	7,751,125	4.9	10,565,386	6.3	XXX	7,751,125
14.02 Residential Mortgage-Backed Securities					1,073,367	XXX	1,073,367	0.7	2,827,204	1.7	XXX	1,073,367
14.03 Commercial Mortgage-Backed Securities				2,002,041		XXX	2,002,041	1.3	2,003,146	1.2	XXX	2,002,041
14.04 Other Loan-Backed and Structured Securities		999,899	7,899,952	175,008	812,839	XXX	9,887,698	6.2	11,190,705	6.6	XXX	9,887,698
14.05 SVO Identified Funds	XXX	XXX	XXX	XXX	XXX						XXX	
14.06 Affiliated Bank Loans						XXX					XXX	
14.07 Unaffiliated Bank Loans						XXX					XXX	
14.08 Totals	1,390,278	2,002,175	8,495,656	6,939,915	1,886,206		20,714,231	13.0	26,586,441	15.8	XXX	20,714,231
14.09 Line 14.08 as a % of Col. 7	6.7	9.7	41.0	33.5	9.1		100.0	XXX	XXX	XXX	XXX	100.0
14.10 Line 14.08 as a % of Line 11.08, Col. 7, Section 11	0.9	1.3	5.3	4.4	1.2		13.0	XXX	XXX	XXX	XXX	13.0

Schedule DA - Verification - Short-Term Investments

**N O N E**

Schedule DB - Part A - Verification - Options, Caps, Floors, Collars, Swaps and Forwards

**N O N E**

Schedule DB - Part B - Verification - Futures Contracts

**N O N E**

Schedule DB - Part C - Section 1 - Replication (Synthetic Asset) Transactions (RSATs) Open

**N O N E**

Schedule DB-Part C-Section 2-Reconciliation of Replication (Synthetic Asset) Transactions Open

**N O N E**

Schedule DB - Verification - Book/Adjusted Carrying Value, Fair Value and Potential Exposure of  
Derivatives

**N O N E**

SCHEDULE E - PART 2 - VERIFICATION BETWEEN YEARS

(Cash Equivalents)

	1	2	3	4
	Total	Bonds	Money Market Mutual funds	Other (a)
1. Book/adjusted carrying value, December 31 of prior year .....	6,055,000		6,055,000	
2. Cost of cash equivalents acquired .....	42,119,308		42,119,308	
3. Accrual of discount .....				
4. Unrealized valuation increase (decrease) .....				
5. Total gain (loss) on disposals .....				
6. Deduct consideration received on disposals .....	42,229,819		42,229,819	
7. Deduct amortization of premium .....				
8. Total foreign exchange change in book/adjusted carrying value .....				
9. Deduct current year's other than temporary impairment recognized .....				
10. Book/adjusted carrying value at end of current period (Lines 1+2+3+4+5-6-7+8-9) .....	5,944,489		5,944,489	
11. Deduct total nonadmitted amounts .....				
12. Statement value at end of current period (Line 10 minus Line 11)	5,944,489		5,944,489	

(a) Indicate the category of such investments, for example, joint ventures, transportation equipment:

Schedule A - Part 1 - Real Estate Owned

**N O N E**

Schedule A - Part 2 - Real Estate Acquired and Additions Made

**N O N E**

Schedule A - Part 3 - Real Estate Disposed

**N O N E**

Schedule B - Part 1 - Mortgage Loans Owned

**N O N E**

Schedule B - Part 2 - Mortgage Loans Acquired and Additions Made

**N O N E**

Schedule B - Part 3 - Mortgage Loans Disposed, Transferred or Repaid

**N O N E**



## SCHEDULE BA - PART 1

[illegible]

E07

Schedule BA - Part 2 - Other Long-Term Invested Assets Acquired and Additions Made

**N O N E**

Schedule BA - Part 3 - Other Long-Term Invested Assets Disposed, Transferred or Repaid

**N O N E**

ANNUAL STATEMENT FOR THE YEAR 2021 OF THE AMERICAN EQUITY INVESTMENT LIFE INSURANCE COMPANY OF NEW YORK

SCHEDULE D - PART 1

Showing All Long-Term BONDS Owned December 31 of Current Year

1	2	Codes			6	7	Fair Value		10	11	Change in Book/Adjusted Carrying Value				Interest				Dates		
		3	4	5			8	9			12	13	14	15	16	17	18	19	20	21	22
CUSIP	Description	C o d e	F o r e i g n	Bond Char	NAIC Design- ation, NAIC Design- ation Modifier and SVO Admini- strative Symbol	Actual Cost	Rate Used to Obtain Fair Value	Fair Value	Par Value	Book/ Adjusted Carrying Value	Unrealized Valuation Increase/ (Decrease)	Current Year's (Amor- tization) Accretion	Current Year's Other- Than- Temporary Impairment Recognized	Total Foreign Exchange Change in Book/ Adjusted Carrying Value	Rate of	Effective Rate of	When Paid	Admitted Amount Due and Accrued	Amount Received During Year	Acquired	Stated Contractual Maturity Date
912810-FF-0	US TREASURY N/B T 5 1/4 11/15/28	SO			1.A	409,000	125.1250	500,500	400,000	403,697		(439)			5.250	5.089	MN	2,727	21,000	01/09/2004	11/15/2028
0199999. Subtotal - Bonds - U.S. Governments - Issuer Obligations						409,000	XXX	500,500	400,000	403,697		(439)			XXX	XXX	XXX	2,727	21,000	XXX	XXX
0599999. Total - U.S. Government Bonds						409,000	XXX	500,500	400,000	403,697		(439)			XXX	XXX	XXX	2,727	21,000	XXX	XXX
1099999. Total - All Other Government Bonds							XXX								XXX	XXX	XXX			XXX	XXX
649906-UE-0	NEW YORK ST DORM AUTH REVENUES HIGHER EDUCATION			2	1.E FE	517,835	103.0210	515,103	500,000	515,353		(1,802)			3.439	2.979	JJ	8,598	17,195	08/06/2020	07/01/2042
1199999. Subtotal - Bonds - U.S. States, Territories and Possessions - Issuer Obligations						517,835	XXX	515,103	500,000	515,353		(1,802)			XXX	XXX	XXX	8,598	17,195	XXX	XXX
1799999. Total - U.S. States, Territories and Possessions Bonds						517,835	XXX	515,103	500,000	515,353		(1,802)			XXX	XXX	XXX	8,598	17,195	XXX	XXX
442403-FQ-9	HOUSTON TX INDEP SCH DIST BUILD AMERICA BONDS-TAXABLE-SE			2	1.B FE	292,325	100.4200	286,196	285,000	285,103		17			6.068	5.764	FA	6,533	17,294	01/21/2010	02/15/2029
649660-GA-2	NEW YORK NY GENERAL OBLIGATION			2	1.C FE	1,993,600	99.3790	1,987,580	2,000,000	1,993,704		104			2.490	2.519	FA	20,750		10/21/2021	08/01/2034
649660-RR-3	NEW YORK NY GENERAL OBLIGATION				1.C FE	1,954,480	97.1460	1,942,920	2,000,000	1,955,186		706			2.023	2.262	FA	16,858		10/21/2021	08/01/2032
686053-CT-4	OREGON ST SCH BRDS ASSN SHORT- TAXABLE-PENSION-SER B				1.C FE	1,055,310	118.5230	1,185,234	1,000,000	1,026,216		(3,314)			5.680	5.199	JD	158	56,800	09/01/2010	06/30/2028
800732-GG-8	SANGAMON CNTY IL CMNTY UNIT SC BUILD AMERICA BONDS				1.C FE	326,886	110.2830	352,905	320,000	321,428		(629)			5.900	5.670	FA	7,867	18,880	06/15/2010	02/01/2024
800732-GH-6	SANGAMON CNTY IL CMNTY UNIT SC BUILD AMERICA BONDS				1.C FE	688,405	114.6800	768,359	670,000	675,241		(1,515)			5.950	5.670	FA	16,610	39,865	06/15/2010	02/01/2025
1899999. Subtotal - Bonds - U.S. Political Subdivisions - Issuer Obligations						6,311,006	XXX	6,523,194	6,275,000	6,256,878		(4,631)			XXX	XXX	XXX	68,776	132,839	XXX	XXX
2499999. Total - U.S. Political Subdivisions Bonds						6,311,006	XXX	6,523,194	6,275,000	6,256,878		(4,631)			XXX	XXX	XXX	68,776	132,839	XXX	XXX
01030L-BS-3	ALABAMA ST INCENTIVES FING AUT TAXABLE-SER B				1.F FE	276,158	115.1940	316,784	275,000	275,406		(47)			6.042	6.000	MS	5,539	16,616	10/14/2009	09/01/2029
13077D-KS-0	CALIFORNIA ST UNIV REVENUE HIGHER EDUCATION			2	1.D FE	2,068,060	102.1960	2,043,925	2,000,000	2,061,267		(6,493)			2.965	2.555	MN	9,883	59,300	12/10/2020	11/01/2039
196632-HE-6	COLORADO SPRINGS CO UTILITIES# BUILD AMERICA BONDS-D2				1.C FE	770,000	137.8940	1,061,788	770,000	770,000					6.013	6.013	MN	5,916	46,300	11/06/2009	11/15/2039
219764-SX-6	CORONA-NORCO CA UNIF SCH DIST SCHOOL DISTRICT			2	1.D FE	2,050,940	100.4860	2,009,726	2,000,000	2,044,533		(4,597)			2.794	2.504	FA	23,283	55,259	08/05/2020	08/01/2044
31331K-N7-1	FEDERAL FARM CREDIT BANK FFCB 3.7 11/04/30				1.A	930,250	115.5320	1,155,323	1,000,000	957,932		3,842			3.700	4.276	MN	5,858	37,000	08/20/2013	11/04/2030
31331X-6F-4	FEDERAL FARM CREDIT BANK FFCB 5.55 10/03/29				1.A	7,878,060	128.0050	7,680,292	6,000,000	6,995,134		(111,776)			5.550	3.125	AO	81,400	333,000	02/05/2013	10/03/2029
46613C-WG-6	JEA FL ELEC SYS REVENUE TAXABLE-SUB-ISSUER																				
46613C-WG-6	SUBSIDY-BUI				1.F FE	946,521	127.6880	1,206,656	945,000	945,680		(71)			6.406	6.393	AO	15,134	60,537	11/25/2009	10/01/2034
575831-HC-9	MASSACHUSETTS ST CLG BLDG AUTH HIGHER EDUCATION			2	1.D FE	2,054,005	102.8460	2,056,929	2,000,000	2,052,517		(1,488)			2.972	2.619	MN	9,907	29,720	09/24/2021	05/01/2040
57584F-MN-7	MASSACHUSETTS ST DEV FIN AGY S GENERAL OBLIGATION				1.B FE	2,019,600	93.7660	1,875,315	2,000,000	2,018,542		(1,010)			2.350	2.278	MN	7,833	42,953	12/10/2020	05/01/2037
576000-ZW-6	MASSACHUSETTS ST SCH BLDG AUTH EDUCATION			2	1.B FE	2,072,360	103.4050	2,068,099	2,000,000	2,065,206		(6,840)			2.950	2.516	MN	7,539	65,064	12/10/2020	05/15/2043
59067A-BJ-1	MESA CO ST CLG AUXILIARY FACS BUILD AMERICA BONDS				1.C FE	500,000	137.9420	689,711	500,000	500,000					5.800	5.799	MN	3,706	29,000	09/25/2009	05/15/2040
678331-CT-4	OKANOGAN CNTY WA PUBLIC UTIL D BUILD AMERICA BONDS				1.E FE	1,031,570	121.6400	1,216,395	1,000,000	1,015,843		(1,836)			5.796	5.517	JD	4,830	57,960	09/29/2010	12/01/2030
71884A-GS-2	PHOENIX AZ CIVIC IMPT CORP EXC GENERAL			2	1.B FE	2,000,000	100.4190	2,008,376	2,000,000	2,000,000					2.564	2.564	JJ	25,640	43,588	08/05/2020	07/01/2040
722647-MN-1	PINE ISLAND MN INDEP SCH DIST# SCHOOL DISTRICT			2	1.C FE	1,282,905	93.9460	1,211,908	1,290,000	1,283,166		261			2.500	2.534	FA	13,438	17,738	12/17/2020	02/01/2042
722647-MP-6	PINE ISLAND MN INDEP SCH DIST# SCHOOL DISTRICT			2	1.C FE	497,085	95.0520	475,259	500,000	497,180		95			2.600	2.634	FA	5,417	7,150	12/17/2020	02/01/2044
79765D-XJ-4	SAN FRANCISCO CITY & CNTY CA C BUILD AMERICA BONDS-SER D-TAXA				1.B FE	300,000	120.3000	360,900	300,000	300,000					6.362	6.361	MN	3,181	19,086	09/24/2009	11/01/2029
882806-HT-2	TEXAS ST TECH UNIV REVENUES HIGHER EDUCATION			2	1.B FE	2,058,640	102.0670	2,041,340	2,000,000	2,049,787		(6,347)			2.748	2.366	FA	20,763	54,960	08/05/2020	02/15/2040
916544-FD-6	UPPER SANTA CLARA VY CA JT PIWR GENERAL			2	1.D FE	2,034,120	100.1110	2,002,216	2,000,000	2,028,607		(3,965)			2.621	2.385	FA	21,842	53,585	08/05/2020	08/01/2040
959452-MA-8	WSTRN MI SCH DIST SCHOOL DISTRICT			2	1.B FE	1,866,447	102.0000	1,805,393	1,770,000	1,854,041		(9,022)			3.001	2.370	MN	8,853	53,118	08/07/2020	05/01/2042
2599999. Subtotal - Bonds - U.S. Special Revenues - Issuer Obligations						32,636,721	XXX	33,286,335	30,350,000	31,714,841		(149,294)			XXX	XXX	XXX	279,962	1,081,934	XXX	XXX
31392F-XU-6	FEDERAL NATL MTG ASSN FNR 2002-88 AL			4	1.A	2,592	101.3520	2,627	2,592	2,592					5.500	5.525	MON	12	143	11/01/2002	12/25/2022
31392X-NF-1	FED HOME LOAN MTG CORP FHR 2523 PH			4	1.A	9,584	108.5690	10,484	9,657	9,624					5.500	5.613	MON	44	531	11/01/2002	11/15/2032
31398T-V8-1	FANNIE MAE FNR 2010-103 CD				1.A	764,723	113.6970	924,665	813,535	786,689		2,575			4.500	5.026	MON	3,051	36,609	03/31/2011	09/25/2030
314120-4X-4	FNMA FN 932438			4	1.A	25,520	105.3330	26,537	25,194	25,245		(30)			4.000	3.674	MON	84	1,008	04/08/2010	01/01/2025
383730-SZ-0	GNMA GNR 2003-46 PC			4	1.A	788,023	105.7730	865,283	818,061	808,462		1,726			5.000	5.323	MON	3,409	40,903	03/31/2004	06/20/2033
38374H-J8-4	GNMA GNR 2004-72 PN			4	1.A	217,271	108.1300	234,936	217,271	217,271					5.500	5.538	MON	996	11,950	09/15/2004	09/20/2034

ANNUAL STATEMENT FOR THE YEAR 2021 OF THE AMERICAN EQUITY INVESTMENT LIFE INSURANCE COMPANY OF NEW YORK

SCHEDULE D - PART 1

Showing All Long-Term BONDS Owned December 31 of Current Year

1	2	Codes			6	7	Fair Value		10	11	Change in Book/Adjusted Carrying Value				Interest					Dates	
		3	4	5			8	9			12	13	14	15	16	17	18	19	20	21	22
CUSIP Identification	Description	C o d e	F o r e i g n	Bond Char	NAIC Designation, NAIC Designation Modifier and SVO Administrative Symbol	Actual Cost	Rate Used to Obtain Fair Value	Fair Value	Par Value	Book/ Adjusted Carrying Value	Unrealized Valuation Increase/ (Decrease)	Current Year's (Amortization) Accretion	Current Year's Other-Than-Temporary Impairment Recognized	Total Foreign Exchange Change in Book/ Adjusted Carrying Value	Rate of	Effective Rate of	When Paid	Admitted Amount Due and Accrued	Amount Received During Year	Acquired	Stated Contractual Maturity Date
2699999. Subtotal - Bonds - U.S. Special Revenues - Residential Mortgage-Backed Securities						1,807,713	XXX	2,064,832	1,886,310	1,849,883		4,271			XXX	XXX	XXX	7,596	91,144	XXX	XXX
3199999. Total - U.S. Special Revenues Bonds						34,444,434	XXX	35,351,167	32,236,310	33,564,724		(145,023)			XXX	XXX	XXX	287,558	1,173,078	XXX	XXX
000000-00-0	PEDERNALES ELECTRIC COOP PEDELC 6.202 11/15/32				1.A FE	279,257	125.7880	352,206	280,000	279,274		17			6.202	6.235	MN	2,219	8,683	11/01/2021	11/15/2032
00206R-GN-8	AT&T INC T 6 3/8 06/01/28				2.B FE	530,629	122.6340	613,171	500,000	522,346		(2,830)			6.375	5.538	JD	2,656	31,875	11/26/2018	06/01/2028
00206R-GN-6	AT&T INC T 6.55 01/15/28				2.B FE	416,471	121.6610	486,644	400,000	411,870		(1,591)			6.550	5.958	JJ	12,081	26,200	11/26/2018	01/15/2028
008117-AP-8	AETNA INC AET 2 3/4 11/15/22	2			2.B FE	732,023	101.3040	759,781	750,000	748,124		2,093			2.750	3.043	MN	2,635	20,625	05/21/2013	11/15/2022
00846U-AJ-0	AGILENT TECHNOLOGIES INC A 3 7/8 07/15/23	2			2.A FE	739,275	103.6990	777,745	750,000	748,061		1,198			3.875	4.050	JJ	13,401	29,063	07/23/2013	07/15/2023
023135-BF-2	AMAZON.COM INC AMZN 3 7/8 08/22/37	2			1.E FE	2,199,700	117.7520	2,355,038	2,000,000	2,178,078		(9,069)			3.875	3.132	FA	27,771	77,500	07/18/2019	08/22/2037
03027X-AB-6	AMERICAN TOWER CORPORATION AMT 3 1/2 01/31/23				2.C FE	480,340	102.7510	513,756	500,000	497,029		2,638			3.500	4.068	JJ	7,340	17,500	11/12/2014	01/31/2023
03523T-BT-4	ANHEUSER-BUSCH INBEV WOR ABIBB 4.439 10/06/48	2			2.B FE	580,000	120.0710	696,413	580,000	580,000					4.439	4.439	AO	6,079	25,746	08/21/2017	10/06/2048
	ANHEUSER-BUSCH INBEV WORLDWIDE ABIBB 4.95 01/15/42																				
035240-AG-5					2.B FE	1,075,571	125.8350	1,258,347	1,000,000	1,066,285		(2,017)			4.950	4.447	JJ	22,825	49,500	12/16/2016	01/15/2042
037735-BZ-9	APPALACHIAN POWER CO AEP 5.95 05/15/33				2.A FE	522,440	127.5750	637,876	500,000	514,700		(904)			5.950	5.597	MN	3,801	29,750	10/12/2010	05/15/2033
037735-CE-5	APPALACHIAN POWER CO AEP 5.8 10/01/35				2.A FE	577,461	129.3560	717,926	555,000	570,911		(758)			5.800	5.500	AO	8,048	32,190	09/30/2010	10/01/2035
049660-AG-0	ATMOS ENERGY CORP ATO 5.95 10/15/34				1.E FE	522,665	132.9710	664,857	500,000	515,690		(821)			5.950	5.603	AO	6,281	29,750	11/17/2010	10/15/2034
052769-AB-2	AUTODESK INC ADSK 3.6 12/15/22	2			2.B FE	1,019,490	101.9690	1,040,083	1,020,000	1,019,942		58			3.600	3.606	JD	1,632	36,720	05/28/2013	12/15/2022
053611-AG-4	AVERY DENNISON CORP AVY 3.35 04/15/23	2			2.B FE	697,065	102.1800	766,347	750,000	741,407		6,358			3.350	4.274	AO	5,304	25,125	12/10/2013	04/15/2023
05379B-AM-9	AVISTA CORP AVA 5.7 07/01/37				1.G FE	506,000	126.7750	633,873	500,000	504,510		(179)			5.700	5.612	JJ	14,250	28,500	11/16/2010	07/01/2037
053807-AR-4	AVNET INC AVT 4 7/8 12/01/22				2.C FE	748,410	103.5560	776,670	750,000	749,821		187			4.875	4.902	JD	3,047	36,563	11/20/2012	12/01/2022
057224-AK-3	BAKER HUGHES HOLDINGS LLC BHI 6 7/8 01/15/29				1.G FE	722,382	127.8060	766,836	600,000	661,205		(7,057)			6.875	5.130	JJ	19,021	41,250	12/13/2010	01/15/2029
059165-DX-5	BALTIMORE GAS AND ELECTRIC CO EXC 5.2 06/15/33				1.G FE	483,950	121.3260	606,632	500,000	489,494		646			5.200	5.449	JD	1,156	26,000	12/01/2010	06/15/2033
06051G-HD-4	BANK OF AMERICA CORP BAC 3.419 12/20/28	2			1.F FE	1,888,053	106.9390	1,871,425	1,750,000	1,873,009		(10,655)			3.419	2.153	JD	1,828	42,738	07/28/2021	12/20/2028
07274N-BA-0	BAYER US FINANCE I I LLC BAYNFR 5 1/2 07/30/35				2.B FE	857,663	124.2540	1,028,827	828,000	853,546		(1,270)			5.500	5.181	JJ	19,102	45,540	07/12/2018	07/30/2035
075887-AQ-2	BECTON DICKINSON AND COMPANY BDX 6.7 08/01/28				2.C FE	595,145	124.2650	621,323	500,000	500,000		(51,970)			6.700	4.405	FA	13,958	33,500	05/05/2011	08/01/2028
075887-CE-7	BECTON DICKINSON AND COMPANY BDX 6.7 12/01/26				2.C FE	558,747	120.3700	601,852	500,000	536,667		(6,430)			6.700	4.999	JD	2,792	33,500	05/01/2018	12/01/2026
084423-AS-1	BERKLEY (WIR) CORPORATION WRB 4 5/8 03/15/22				2.A FE	498,100	100.7530	503,767	500,000	499,952		230			4.625	4.673	MS	6,809	23,125	03/13/2012	03/15/2022
099724-AJ-5	BORGWARNER INC BWA 3 3/8 03/15/25	2			2.A FE	747,315	105.6170	792,131	750,000	749,030		282			3.375	3.418	MS	7,453	25,313	06/02/2015	03/15/2025
11134L-AR-0	BROADCOM CRP / CAYMAN F1 AVGO 3 1/2 01/15/28	2			2.C FE	1,096,220	106.9720	1,069,724	1,000,000	1,090,141		(6,079)			3.500	1.851	JJ	16,139		07/29/2021	01/15/2028
126650-CZ-1	CVS PASSTHROUGH TRUST CVS 5.05 03/25/48	2			2.B FE	1,333,920	131.2040	1,312,037	1,000,000	1,330,542		(3,378)			5.050	3.163	MS	13,467	25,250	07/30/2021	03/25/2048
130789-AF-7	CALIFORNIA WATER SERVICE CWT 5 1/2 12/01/40	2			1.E FE	505,830	129.8100	649,048	500,000	504,624		(144)			5.500	5.420	JD	2,292	27,500	12/06/2010	12/01/2040
142339-AF-7	CARLISLE COS INC CSL 3 3/4 11/15/22	2			2.B FE	747,653	101.8040	763,533	750,000	749,758		268			3.750	3.788	MN	3,594	28,125	11/15/2012	11/15/2022
144141-CU-0	DUKE ENERGY PROGRESS INC DUK 6 1/8 09/15/33				1.F FE	277,654	132.2270	347,757	263,000	272,816		(577)			6.125	5.684	MS	4,743	16,109	01/06/2011	09/15/2033
149123-BN-0	CATERPILLAR INC CAT 6.05 08/15/36				1.F FE	572,095	142.6850	713,427	500,000	551,696		(2,345)			6.050	5.042	FA	11,428	30,250	12/06/2010	08/15/2036
166756-AT-3	CHEVRON USA INC CVX 6 03/01/41	2			1.D FE	1,493,170	149.6580	1,496,579	1,000,000	1,484,928		(8,242)			6.000	2.681	MS	20,000	30,000	07/29/2021	03/01/2041
17252M-AG-5	CINTAS CORPORATION NO. 2 CTAS 6.15 08/15/36				1.G FE	470,068	138.0570	563,271	408,000	452,461		(2,009)			6.150	5.085	FA	9,479	25,092	10/25/2010	08/15/2036
172967-KU-4	CITIGROUP INC C 4 1/8 07/25/28				2.B FE	544,185	109.9890	549,944	500,000	534,776		(4,733)			4.125	2.952	JJ	8,938	20,625	12/20/2019	07/25/2028
185508-AE-8	CLECO POWER LLC CNL 6 1/2 12/01/35				2.A FE	300,330	141.0410	423,122	300,000	300,272		(12)			6.500	6.490	JD	1,625	19,500	03/17/2011	12/01/2035
20030N-AF-8	COMCAST CORPORATION CMCSA 5.65 06/15/35				1.G FE	500,315	132.4030	662,017	500,000	500,235		(11)			5.650	5.645	JD	1,256	28,250	06/23/2011	06/15/2035
20030N-AY-7	COMCAST CORPORATION CMCSA 6.55 07/01/39				1.G FE	515,375	149.8120	749,059	500,000	512,125		(371)			6.550	6.319	JJ	16,375	32,750	07/23/2009	07/01/2039
205887-AR-3	CONAGRA BRANDS INC CAG 7 10/01/28				2.C FE	553,590	129.5480	647,741	500,000	527,101		(3,172)			7.000	6.011	AO	8,750	35,000	11/29/2010	10/01/2028
209111-ED-1	CONSOLIDATED EDISON CO O ED 5.1 06/15/33				2.A FE	500,970	117.6940	588,469	500,000	500,645		(41)			5.100	5.085	JD	1,133	25,500	10/20/2010	06/15/2033
209111-EH-2	CONSOLIDATED EDISON CO O ED 5.3 03/01/35				2.A FE	506,385	124.0560	620,279	500,000	504,488		(232)			5.300	5.205	MS	8,833	26,500	07/06/2011	03/01/2035
219350-AR-6	CORNING INC GLW 7 1/4 08/15/36	2			2.A FE	570,230	120.5010	602,505	500,000	527,782		(5,097)			7.250	5.860	FA	13,694	36,250	01/31/2011	08/15/2036
219350-AX-3	CORNING INC GLW 4.7 03/15/37				2.A FE	250,825	118.2570	295,642	250,000	250,620		(21)			4.700	4.677	MS	3,460	11,750	03/06/2012	03/15/2037
224399-AP-0	CRANE CO CR 6.55 11/15/36	1			2.B FE	512,765	138.3060	643,124	465,000	500,300		(1,466)			6.550	5.782	MN	3,892	30,458	10/12/2010	11/15/2036
228280-AJ-9	CYTEC INDUSTRIES INC SOLBBB 3 1/2 04/01/23				2.B FE	435,238	102.1470	434,124	425,000	426,229		(1,177)			3.500	3.207	AO	3,719	14,875	05/09/2013	04/01/2023
24710X-AF-5	DELMARVA PWR & LIGHT CO EXC 7.72 02/01/27				2.A FE	581,820	122.6180	613,088	500,000	534,719		(5,667)			7.720	6.110	FA	16,083	38,600	12/07/2010	02/01/2027
254687-EK-8	DISNEY (WALT) COMPANY DIS 6 3/4 01/09/38				2.A FE	542,002	137.9220	689,612	500,000	539,152		(1,426)			6.750	5.983	JJ	16,125	33,750	11/27/2019	01/09/2038
25468P-CR-5	WALT DISNEY COMPANY/THE DIS 4 1/8 12/01/41				2.A FE	1,217,750	118.6620	1,186,625	1,000,000	1,214,433		(3,317)			4.125	2.723	JD	3,438	20,625	07/29/2021	12/01/2041
260543-BJ-1	DOW CHEMICAL CO/THE DOW 7 3/8 11/01/29				2.B FE	1,045,161	134.4580	1,210,120	900,000	970,030		(6,793)			7.375	6.110	MN	11,063	66,375	09/13/2004	11/01/2029
26078J-AE-0	DOWDUPONT INC DD 5.319 11/15/38	2			2.A FE	1,165,620	128.9550	1,289,546	1,000,000	1,150,548		(6,376)			5.319	4.052	MN	6,797	53,190	07/18/2019	11/15/2038

ANNUAL STATEMENT FOR THE YEAR 2021 OF THE AMERICAN EQUITY INVESTMENT LIFE INSURANCE COMPANY OF NEW YORK

SCHEDULE D - PART 1

Showing All Long-Term BONDS Owned December 31 of Current Year

1	2	Codes			6	7	Fair Value		10	11	Change in Book/Adjusted Carrying Value				Interest					Dates	
		3	4	5			8	9			12	13	14	15	16	17	18	19	20	21	22
CUSIP Identification	Description	C o d e	F o r e i g n	Bond Char	NAIC Designation, NAIC Designation Modifier and SVO Administrative Symbol	Actual Cost	Rate Used to Obtain Fair Value	Fair Value	Par Value	Book/ Adjusted Carrying Value	Unrealized Valuation Increase/ (Decrease)	Current Year's (Amortization) Accretion	Current Year's Other-Than-Temporary Impairment Recognized	Total Foreign Exchange Change in Book/ Adjusted Carrying Value	Rate of	Effective Rate of	When Paid	Admitted Amount Due and Accrued	Amount Received During Year	Acquired	Stated Contractual Maturity Date
263901-AA-8	DUKE ENERGY INDIANA INC DUK 6.35 08/15/38				1.F FE	588,340	140.8960	704,478	500,000	566,646		(2,488)			6.350	5.147	FA	11,994	31,750	10/28/2010	08/15/2038
26439R-AK-2	SPECTRA ENERGY CAPITAL SE 6 3/4 02/15/32				2.B FE	535,190	124.1050	620,525	500,000	522,355		(1,553)			6.750	6.150	FA	12,750	33,750	12/09/2010	02/15/2032
26442C-AE-4	DUKE ENERGY CAROLINAS DUK 6.05 04/15/38				1.F FE	560,040	138.9220	694,610	500,000	545,157		(1,725)			6.050	5.220	AO	6,386	30,250	12/06/2010	04/15/2038
277432-AD-2	EASTMAN CHEMICAL CO EMN 7.6 02/01/27				2.C FE	467,524	124.0920	496,370	400,000	428,529		(4,680)			7.600	5.953	FA	12,667	30,400	01/03/2011	02/01/2027
277432-AN-0	EASTMAN CHEMICAL CO EMN 3.6 08/15/22		2		2.C FE	627,906	101.0090	606,054	600,000	601,327		(3,446)			3.600	3.006	FA	8,160	21,600	05/13/2013	08/15/2022
278058-AY-8	EATON CORP ETN 5.45 10/15/34				2.A FE	867,615	126.2510	946,880	750,000	832,135		(4,723)			5.450	4.326	AO	8,629	40,875	02/25/2013	10/15/2034
283677-AW-2	EL PASO ELECTRIC CO EE 6 05/15/35				2.B FE	526,883	131.1470	590,161	450,000	505,539		(2,918)			6.000	4.743	MN	3,450	27,000	04/10/2013	05/15/2035
29364W-AR-9	ENTERGY LOUISIANA LLC ETR 3.3 12/01/22		2		1.F FE	920,250	101.4780	913,298	900,000	901,678		(2,416)			3.300	3.020	JD	2,475	29,700	05/22/2013	12/01/2022
30161M-AG-8	EXELON GENERATION CO LLC EXC 6 1/4 10/01/39				2.B FE	479,588	126.0760	562,300	446,000	472,393		(841)			6.250	5.715	AO	6,969	27,875	10/05/2010	10/01/2039
30212P-AP-0	EXPEDIA INC EXPE 3.8 02/15/28		2		2.C FE	508,815	106.8400	534,199	500,000	506,803		(1,022)			3.800	3.542	FA	7,178	19,000	12/20/2019	02/15/2028
30251B-AB-4	FMR LLC FIDINV 6.45 11/15/39				1.E FE	494,540	145.2170	726,084	500,000	495,661		125			6.450	6.533	MN	4,121	32,250	11/04/2009	11/15/2039
337358-BH-7	WACHOVIA CORPORATION WFC 7.574 08/01/26				2.B FE	1,232,450	123.9520	1,239,519	1,000,000	1,078,371		(14,618)			7.574	5.611	FA	31,558	75,740	12/28/2004	08/01/2026
337738-AU-2	FISERV INC FISV 3 1/2 07/01/29		2		2.B FE	1,114,980	107.6380	1,076,384	1,000,000	1,109,121		(5,859)			3.500	1.883	JJ	17,500		07/28/2021	07/01/2029
340711-AV-2	FLORIDA GAS TRANSMISSION CITCOR 3 7/8 07/15/22		2		2.B FE	659,763	100.8840	645,660	640,000	640,724		(2,361)			3.875	3.492	JJ	11,436	24,800	09/12/2012	07/15/2022
341099-CB-3	DUKE ENERGY FLORIDA LLC DUK 5.9 03/01/33				1.F FE	551,580	128.0030	640,014	500,000	532,899		(2,138)			5.900	5.119	MS	9,833	29,500	10/26/2010	03/01/2033
370334-BJ-2	GENERAL MILLS INC GIS 5.4 06/15/40				2.B FE	305,343	132.2140	396,641	300,000	304,213		(132)			5.400	5.280	JD	720	16,200	11/10/2010	06/15/2040
37045V-AS-9	GENERAL MOTORS CO GM 5 10/01/28		2		2.C FE	1,181,070	114.4900	1,144,899	1,000,000	1,170,986		(10,084)			5.000	2.166	AO	12,500	25,000	07/29/2021	10/01/2028
377372-AJ-6	GLAXOSMITHKLINE CAP INC GSK 4.2 03/18/43				1.F FE	1,013,440	122.1900	1,221,901	1,000,000	1,011,385		(331)			4.200	4.119	MS	12,017	42,000	10/31/2014	03/18/2043
38141G-WZ-3	GOLDMAN SACHS GROUP INC/THE GS 4.223 05/01/29		2		2.A FE	828,443	111.2090	834,067	750,000	811,129		(8,704)			4.223	2.809	MN	5,279	31,673	12/20/2019	05/01/2029
39121J-AE-0	GREAT RIVER ENERGY GRRIVE 6.254 07/01/38				1.G FE	204,398	120.4810	246,877	204,910	204,656		12			6.254	6.279	JJ	6,408	12,815	12/07/2009	07/01/2038
39121J-AH-3	GREAT RIVER ENERGY GRRIVE 4.478 07/01/30				1.G FE	308,657	109.2590	356,184	326,000	316,430		888			4.478	4.904	JJ	7,299	14,598	12/15/2010	07/01/2030
427866-AU-2	HERSHEY COMPANY HSY 3.2 08/21/25		2		1.E FE	997,030	106.1550	1,061,553	1,000,000	998,808		304			3.200	3.235	FA	11,556	32,000	08/18/2015	08/21/2025
437076-BD-3	HOME DEPOT INC HD 4 7/8 02/15/44		2		1.F FE	1,135,880	132.1400	1,321,401	1,000,000	1,115,176		(3,273)			4.875	4.069	FA	18,417	48,750	10/31/2014	02/15/2044
458140-BH-2	INTEL CORP INTC 2.45 11/15/29		2		1.E FE	749,078	103.5460	776,591	750,000	749,254		85			2.450	2.464	MN	2,348	18,375	12/20/2019	11/15/2029
459200-BB-6	IBM CORP IBM 5 7/8 11/29/32				1.G FE	557,930	132.0200	660,098	500,000	536,447		(2,460)			5.875	5.000	MN	2,611	29,375	12/03/2010	11/29/2032
46051M-AC-6	INTERNATIONAL TRANSMISSIONS ITC 6 1/8 03/31/36				1.F FE	668,460	130.4390	782,632	600,000	648,940		(2,253)			6.125	5.302	MS	9,290	36,750	10/28/2010	03/31/2036
46625H-HF-0	JPMORGAN CHASE & CO JPM 6.4 05/15/38				1.F FE	506,280	145.8430	729,215	500,000	504,858		(166)			6.400	6.304	MN	4,089	32,000	07/23/2009	05/15/2038
487312-AA-8	KEENAN FT DETRICK ENERGY KEENAN 6.093 05/15/33				1.G FE	47,961	113.9940	56,074	49,190	48,493		50			6.093	6.372	MN	383	2,997	07/27/2009	05/15/2033
49337W-AH-3	KEYSPAN CORP NGGLN 5 7/8 04/01/33				2.B FE	490,325	117.2530	586,266	500,000	493,735		380			5.875	6.030	AO	7,344	29,375	10/01/2009	04/01/2033
494550-BJ-4	KINDER MORGAN ENER PART KMI 4.15 03/01/22				2.B FE	605,436	100.5760	603,457	600,000	600,108		(636)			4.150	4.040	MS	8,300	24,900	12/09/2011	03/01/2022
500255-AN-4	KOHL'S CORPORATION KSS 6 01/15/33				2.C FE	548,870	117.4910	587,457	500,000	531,117		(2,036)			6.000	5.250	JJ	13,833	30,000	09/29/2010	01/15/2033
546676-AU-1	LOUISVILLE GAS & ELEC PPL 5 1/8 11/15/40		2		1.F FE	495,352	126.4320	632,160	500,000	496,324		113			5.125	5.187	MN	3,274	25,625	07/06/2011	11/15/2040
548661-CL-9	LOWES COMPANIES INC LOW 5.8 10/15/36				2.A FE	543,065	128.7800	643,901	500,000	531,114		(1,371)			5.800	5.192	AO	6,122	29,000	10/26/2010	10/15/2036
549271-AF-1	LUBRIZOL CORP BRK 6 1/2 10/01/34				1.C FE	536,645	144.5220	722,608	500,000	525,564		(1,312)			6.500	5.923	AO	8,125	32,500	10/18/2010	10/01/2034
565849-AB-2	MARATHON OIL CORP MRO 6.8 03/15/32				2.C FE	675,290	129.1980	762,268	590,000	643,797		(3,816)			6.800	5.614	MS	11,813	40,120	05/04/2011	03/15/2032
573284-AJ-5	MARTIN MARIETTA MATERIAL MLM 6 1/4 05/01/37				2.B FE	500,965	130.0570	650,287	500,000	500,735		(28)			6.250	6.235	MN	5,208	31,250	10/29/2010	05/01/2037
58013M-EK-6	MCDONALDS CORPORATION MCD 4 7/8 07/15/40				2.A FE	150,920	125.9990	194,038	150,000	151,600		77			4.875	5.005	JJ	3,462	7,508	12/02/2010	07/15/2040
589331-AM-9	MERCK SHARP & DOHME CORP MKR 5 3/4 11/15/36				1.E FE	554,145	137.3750	686,877	500,000	539,013		(1,734)			5.750	5.000	MN	3,674	28,750	12/02/2010	11/15/2036
59156R-AM-0	METLIFE INC MET 5.7 06/15/35				1.G FE	1,026,340	134.6990	1,346,991	1,000,000	1,018,746		(921)			5.700	5.501	JD	2,533	57,000	06/08/2011	06/15/2035
595620-AE-5	MIDAMERICAN ENERGY CO BRKHEC 5 3/4 11/01/35				1.E FE	498,411	133.4250	603,081	452,000	484,436		(1,582)									

ANNUAL STATEMENT FOR THE YEAR 2021 OF THE AMERICAN EQUITY INVESTMENT LIFE INSURANCE COMPANY OF NEW YORK

SCHEDULE D - PART 1

Showing All Long-Term BONDS Owned December 31 of Current Year

1	2	Codes			6	7	Fair Value		10	11	Change in Book/Adjusted Carrying Value				Interest					Dates	
		3	4	5			8	9			12	13	14	15	16	17	18	19	20	21	22
CUSIP Identification	Description	C o d e	F o r e i g n	Bond Char	NAIC Designation, NAIC Designation Modifier and SVO Administrative Symbol	Actual Cost	Rate Used to Obtain Fair Value	Fair Value	Par Value	Book/ Adjusted Carrying Value	Unrealized Valuation Increase/ (Decrease)	Current Year's (Amor-tization) Accretion	Current Year's Other-Than-Temporary Impairment Recognized	Total Foreign Exchange Change in Book/ Adjusted Carrying Value	Rate of	Effective Rate of	When Paid	Admitted Amount Due and Accrued	Amount Received During Year	Acquired	Stated Contractual Maturity Date
745332-BX-3	PUGET SOUND ENERGY INC PSD 6.274 03/15/37				1.F FE	566,110	138.5980	692,991	500,000	548,537		(2,030)			6.274	5.334	MS	9,237	31,370	10/21/2010	03/15/2037
74834L-AN-0	QUEST DIAGNOSTICS INC DGX 6.95 07/01/37				2.B FE	532,875	138.1340	690,671	500,000	525,273		(930)			6.950	6.430	JJ	17,375	34,750	12/07/2010	07/01/2037
78409V-AP-9	S&P GLOBAL INC SPGI 2 1/2 12/01/29	2			1.G FE	755,288	103.5150	776,365	750,000	754,293		(502)			2.500	2.418	JD	1,563	18,750	12/19/2019	12/01/2029
816300-AD-9	SELECTIVE INSURANCE GRP SIGI 7 1/4 11/15/34				2.B FE	997,588	128.5110	1,285,107	1,000,000	998,377		74			7.250	7.270	MN	9,264	72,500	05/02/2005	11/15/2034
842400-EV-1	SOUTHERN CALIFORNIA EDISON COM EIX 5 3/4 04/01/35				2.A FE	551,465	127.8770	639,387	500,000	535,312		(1,840)			5.750	5.014	AO	7,188	28,750	10/27/2010	04/01/2035
845743-BL-6	SOUTHWESTERN PUBLIC SERV XEL 6 10/01/36				2.B FE	517,665	132.3920	634,157	479,000	507,114		(1,220)			6.000	5.417	AO	7,185	28,740	10/12/2010	10/01/2036
86787E-AN-7	SUNTRUST BANK TFC 2 3/4 05/01/23	2			1.F FE	782,928	102.5280	820,222	800,000	797,406		1,880			2.750	3.000	MN	3,667	22,000	05/22/2013	05/01/2023
869049-AE-6	SUSA PARTNERSHIP LP GE 7 1/2 12/01/27				2.B FE	192,544	122.4710	217,998	178,000	183,855		(780)			7.500	6.815	JD	1,113	13,350	10/23/2002	12/01/2027
871829-AF-4	SYSCO CORPORATION SYV 6 1/2 08/01/28				2.B FE	581,570	124.3180	621,592	500,000	539,247		(4,908)			6.500	5.082	FA	13,542	32,500	01/24/2011	08/01/2028
87182J-AU-2	TIME WARNER CABLE LLC TWC 6 3/4 06/15/39				2.C FE	505,980	136.5010	682,505	500,000	504,758		(141)			6.750	6.657	JD	1,500	33,750	07/23/2009	06/15/2039
889175-BD-6	TOLEDO EDISON COMPANY FE 6.15 05/15/37				2.A FE	512,100	138.3910	691,956	500,000	509,123		(355)			6.150	5.967	MN	3,929	30,750	11/15/2010	05/15/2037
907818-CS-5	UNION PACIFIC CORPORATION UNP 5 3/8 06/01/33				2.A FE	924,656	124.1540	1,117,384	900,000	915,955		(1,007)			5.375	5.167	JD	4,031	48,375	05/03/2011	06/01/2033
91159H-HR-4	US BANCORP USB 3.15 04/27/27	2			1.F FE	788,745	107.2580	804,437	750,000	778,632		(5,074)			3.150	2.371	AO	4,200	23,625	12/20/2019	04/27/2027
913017-BK-4	RAYTHEON TECHNOLOGIES CORPORAT RTX 6.05 06/01/36				2.A FE	574,975	138.4270	692,135	500,000	553,259		(2,472)			6.050	5.004	JD	2,521	30,250	10/27/2010	06/01/2036
91324P-BN-1	UNITEDHEALTH GROUP INC UNH 5.7 10/15/40	2			1.G FE	941,002	139.7000	1,173,478	840,000	922,168		(2,732)			5.700	4.885	AO	10,108	47,880	11/01/2013	10/15/2040
91412N-AF-7	UNIVERSITY OF CHICAGO UNICH 5.42 10/01/30				1.C FE	501,635	119.4080	597,041	500,000	500,829		(94)			5.420	5.391	AO	6,775	27,100	02/01/2011	10/01/2030
92343V-EK-6	VERIZON COMMUNICATIONS INC VZ 6.8 05/01/29				2.A FE	830,188	126.4100	782,477	619,000	767,797		(17,808)			6.800	3.109	MN	7,015	42,092	05/08/2018	05/01/2029
931142-CY-7	WAL-MART STORES INC WMT 5 10/25/40				1.C FE	487,700	135.5460	677,728	500,000	490,322		299			5.000	5.162	AO	4,583	25,000	12/01/2010	10/25/2040
976656-BW-7	WISC ELEC POWER WEC 5 5/8 05/15/33				1.G FE	585,397	128.7090	727,208	565,000	578,302		(832)			5.625	5.346	MN	4,061	31,781	12/21/2010	05/15/2033
013716-AU-9	RIO TINTO ALCAN INC RIOLN 6 1/8 12/15/33	A			1.F FE	558,615	137.9170	689,583	500,000	538,762		(2,282)			6.125	5.244	JD	1,361	30,625	10/19/2010	12/15/2033
136375-BN-1	CANADIAN NATIONAL RAILWAY COMP CNRNC 6.2 06/01/36	A			1.F FE	568,665	140.5990	702,995	500,000	549,211		(2,243)			6.200	5.220	JD	2,583	31,000	11/18/2010	06/01/2036
655422-AV-5	GLENORE CANADA CORP GLENLN 6.2 06/15/35	A			2.A FE	428,474	123.1680	516,074	419,000	425,809		(321)			6.200	6.022	JD	1,155	25,978	10/21/2010	06/15/2035
67077M-AJ-7	POTASH CORP-SASKATCHEWAN NTRCN 3.15 10/01/22	A	2		2.B FE	750,800	101.2490	759,370	750,000	750,121		(191)			3.150	3.123	AO	5,906	23,625	04/10/2018	10/01/2022
725906-AN-1	PLACER DOME INC ABXON 6.45 10/15/35	A			2.B FE	571,025	136.2210	681,106	500,000	550,279		(2,404)			6.450	5.406	AO	6,808	32,250	10/29/2010	10/15/2035
867229-AC-0	SUNCOR ENERGY INC SUCN 7.15 02/01/32	A			2.A FE	689,490	136.5400	806,953	591,000	652,402		(4,382)			7.150	5.776	FA	17,607	42,257	11/09/2010	02/01/2032
87425E-AH-6	REPSOL OIL & GAS CANADA REPSM 5 3/4 05/15/35	A			2.B FE	517,125	117.6020	588,011	500,000	512,012		(506)			5.750	5.494	MN	3,674	28,750	10/12/2010	05/15/2035
878742-AE-5	TECK RESOURCES LTD TCKBN 6 1/8 10/01/35	A			2.C FE	786,795	129.9910	974,935	750,000	776,695		(1,247)			6.125	5.747	AO	11,484	45,938	06/14/2011	10/01/2035
046353-AD-0	ASTRAZENECA PLC AZN 6.45 09/15/37	D			2.A FE	600,430	147.5690	737,845	500,000	574,099		(3,028)			6.450	5.070	MS	9,496	32,250	12/01/2010	09/15/2037
05530Q-AK-6	BAT INTL FINANCE PLC BATSLN 3.95 06/15/25	D			2.B FE	1,005,840	106.5870	1,065,866	1,000,000	1,002,277		(604)			3.950	3.879	JD	1,756	39,500	06/11/2015	06/15/2025
055450-AH-3	BHP BILLITON FINANCE BHP 6.42 03/01/26	D			1.F FE	279,863	119.1270	297,817	250,000	260,655		(2,233)			6.420	5.267	MS	5,350	16,050	12/16/2010	03/01/2026
81013T-AC-5	IBERDROLA INTL BV IBESN 5.81 03/15/25	D			2.A FE	516,025	114.0870	570,434	500,000	504,831		(1,344)			5.810	5.477	MS	8,554	29,050	04/14/2011	03/15/2025
822582-AD-4	SHELL INTERNATIONAL FIN ROSALN 6 3/8 12/15/38	D			1.D FE	586,880	146.4760	732,381	500,000	566,153		(2,387)			6.375	5.192	JD	1,417	31,875	11/16/2010	12/15/2038
83238P-AD-6	SMITHS GROUP PLC SHINLN 3 5/8 10/12/22	D			2.B FE	745,373	102.0600	765,451	750,000	749,555		553			3.625	3.703	AO	5,966	27,188	05/15/2013	10/12/2022
85771P-AK-8	STATOIL ASA EQMR 2.65 01/15/24	D			1.D FE	482,870	103.2130	516,064	500,000	496,281		1,742			2.650	3.029	JJ	6,110	13,250	05/28/2013	01/15/2024
88165F-AG-7	TEVA PHARMACEUT FIN BV TEVA 2.95 12/18/22	D			3.C FE	989,140	100.1810	1,001,810	1,000,000	998,756		1,252			2.950	3.082	JD	1,065	29,500	05/23/2013	12/18/2022
3299999. Subtotal - Bonds - Industrial and Miscellaneous (Unaffiliated) - Issuer Obligations						91,904,987	XXX	103,855,836	85,527,100	90,228,955		(387,268)			XXX	XXX	XXX	1,074,344	4,185,925	XXX	XXX
02147L-AM-5	COUNTRYWIDE ALTERNATIVE LN TR CIALT 2006-22R 2A2		4		1.D FM	137,792	77.5740	174,724	225,236	109,693		(5,606)			6.250	17.954	MON	1,173	14,077	09/15/2006	05/25/2036
059475-AB-9	BANC OF AMERICA ALT LN TR BOAA 2007-2 1A2		2,4		1.D FM	133,378	99.7350	170,999	171,454	124,089		716			5.500	10.880	MON	786	9,428	06/18/2007	06/25/2037
05950N-BH-0	BANC OF AMERICA FUNDING CORP BAFC 2006-5 3A4		2,4		3.B FM	259,019	102.5160	266,495	259,953	255,263		(3,721)			5.750	7.796	MON	1,246	14,923	11/14/2006	09/25/2036
059529-AJ-6	BANC OF AMERICA FUNDING CORP BAFC 2007-7 3A2		2,4		1.D FM	309,339	94.8920	379,789	400,231	276,410		32			5.015	16.864	MON	1,625	19,507	10/02/2007	09/25/2037
	COUNTRYWIDE ALTERNATIVE LOAN T CIALT 2004-30CB 2A3																				
12667F-J4-8			2,4		3.B FM	2,083,803	89.8900	2,060,867	2,292,649	1,998,798		(56,357)			5.750	6.826	MON	10,986	131,758	09/07/2005	02/25/2035
12667G-RF-2	COUNTRYWIDE ALT LN TR CIALT 2005-25T1 A5		2,4		1.D FM	448,817	80.2720	404,511	503,925	338,237		(23,490)			5.750	8.416	MON	2,415	28,755	07/27/2005	07/25/2035
12668B-PS-6	COUNTRYWIDE ALTERNATIVE LOAN T CIALT 2006-40B 1A6		2,4		1.D FM	276,471	69.8380	243,775	349,058	167,307		(14,957)			6.000	17.451	MON	1,745	20,861	03/22/2006	04/25/2036
12668B-VB-6	COUNTRYWIDE ALTERNATIVE LOAN T CIALT 2006-9T1 A2		2,4		1.D FM	269,254	58.9600	206,202	349,731	150,340		(22,723)			5.750	21.754	MON	1,676	19,969	03/05/2007	05/25/2036
16163H-AQ-4	CHASE MORTGAGE FINANCE CORP CHASE 2007-S3 1A15		2,4		1.D FM	532,737	64.4500	437,475	678,786	379,350		(38,068)			6.000	8.200	MON	3,394	40,512	05/04/2007	05/25/2037
36242D-VE-0	GSR MORTGAGE LOAN TRUST GSR 2005-1F 2A2		2,4		4.B FM	260,256	90.8950	235,237	258,801	250,350		(8,477)			6.000	1.884	MON	1,294	15,522	10/03/2005	02/25/2035
	GS Mortgage-Backed Securities SERIES 2020PJ1 CLASS																				
36258F-AA-7	A1		2,4		1.A FM	105,433	100.3400	103,322	102,971	105,002		(365)			3.500	1.522	MON	300	3,604	02/18/2020	05/25/2050
	GS Mortgage-Backed Securities SERIES 2020PJ2 CLASS																				
36262D-AA-6	A1		2,4		1.A FM	179,385	100.7330	176,616	175,330	178,554		(728)			3.500	1.782	MON	511	6,137	02/18/2020	07/25/2050
46591K-AC-7	JP MORGAN MORTGAGE TRUST SERIES 2019B CLASS A3		2,4		1.A FM	104,115	101.0660	103,877	102,782	103,853		(241)			3.500	2.226	MON	300	3,597	10/22/2019	03/25/2050

ANNUAL STATEMENT FOR THE YEAR 2021 OF THE AMERICAN EQUITY INVESTMENT LIFE INSURANCE COMPANY OF NEW YORK

SCHEDULE D - PART 1

Showing All Long-Term BONDS Owned December 31 of Current Year

1	2	Codes			6	7	Fair Value		10	11	Change in Book/Adjusted Carrying Value				Interest				Dates			
		3	4	5			8	9			12	13	14	15	16	17	18	19	20	21	22	
CUSIP Identification	Description	C o d e	F o r e i g n	Bond Char	NAIC Designation, NAIC Designation Modifier and SVO Administrative Symbol	Actual Cost			Rate Used to Obtain Fair Value	Fair Value												Par Value
46591T-AC-8	JP MORGAN MORTGAGE TRUST SERIES 20202 CLASS A3			2,4	1.A FM	156,671	101.2000	154,897	153,060	156,003		(585)			3.500	1.582	MON		446	5,357	02/19/2020	07/25/2050
576434-V6-8	MASTR ALTERNATE LOAN TRUST MALT 2005-6 1A2			2,4	4.B FM	134,857	87.1050	130,092	149,351	134,393					5.500	6.310	MON		685	8,214	01/26/2006	12/25/2035
576434-YL-2	MASTR ALTERNATE LOAN TRUST MALT 2004-12 5A4			2,4	1.A FM	198,169	100.1580	193,144	192,839	192,704		(1,292)			6.000	4.713	MON		964	11,520	07/20/2005	12/25/2034
81748A-AA-2	SEQUOIA MORTGAGE TRUST SERIES 20203 CLASS A1			2,4	1.A FM	221,234	101.5730	220,174	216,763	219,930		(1,191)			3.000	1.836	MON		542	6,503	03/06/2020	04/25/2050
81748K-AA-0	SEQUOIA MORTGAGE TRUST SERIES 20202 CLASS A1			2,4	1.A FM	226,271	101.1490	223,357	220,820	225,055		(1,082)			7.000	1.848	MON		1,288	7,729	02/13/2020	03/25/2050
949831-AA-9	Wells Fargo Mortgage Backed Se SERIES 20193 CLASS A1			2,4	1.A FM	84,182	100.7480	82,844	82,229	84,970		833			3.500	(0.246)	MON		240	2,880	02/18/2020	07/25/2049
3399999. Subtotal - Bonds - Industrial and Miscellaneous (Unaffiliated) - Residential Mortgage-Backed Securities						6,121,183	XXX	5,968,397	6,885,969	5,450,301		(177,302)			XXX	XXX	XXX		31,616	370,853	XXX	XXX
000000-00-0	BENCHMARKMORTGAGETRUSTBMARK LCFSENIORCMBS21-B31				1.A FE	164,788	103.6660	165,866	160,000	164,767		(22)			2.669	2.070	MON		356		12/08/2021	12/15/2054
05604F-AJ-4	BIWAY MORTGAGE TRUST BIWAY 2013-1515 B			2,4	1.A FM	503,789	103.5450	517,723	500,000	501,101		(448)			3.473	3.395	MON		1,447	17,364	06/02/2015	03/10/2033
12532B-AF-4	CFORE COMM MTGE TRUST CFORE 2016-C7 B			2,4	1.A FM	514,996	105.6960	528,482	500,000	508,644		(1,382)			4.322	4.108	MON		1,801	21,966	12/09/2016	12/10/2054
12597D-AJ-4	CLASS B			4	1.D	514,999	105.8540	529,270	500,000	512,311		(1,331)			3.594	3.261	MON		1,497	17,970	11/20/2019	12/15/2052
12655T-B0-1	COMM MORTGAGE TRUST SERIES 2019G044 CLASS B			2,4	1.D	514,996	104.6610	523,303	500,000	512,298		(1,336)			3.465	3.133	MON		1,444	17,325	11/19/2019	08/15/2057
17291E-AZ-4	CITIGROUP COMMERCIAL MORTGAGE CGOMT 2016-P6 B			2,4	1.A FM	514,722	107.0100	535,048	500,000	507,397		(1,542)			4.168	3.956	MON		1,736	21,441	12/06/2016	12/10/2049
	Citigroup Commercial Mortgage SERIES 2019C7 CLASS B																					
17328C-AG-7	B			2,4	1.A FM	514,967	106.1090	530,544	500,000	512,337		(1,316)			3.667	3.336	MON		1,528	18,335	12/12/2019	12/15/2072
23307C-AG-0	DBWF MORTGAGE TRUST DBWF 2016-B5T C			2,4	1.A FM	498,127	104.5000	522,502	500,000	498,776		148			3.808	3.929	MON		1,587	19,305	12/09/2016	12/10/2036
46643P-BK-5	JPMBB 2014-C25 JPMBB 2014-C25 B			2,4	1.A FM	1,029,994	103.5530	1,035,528	1,000,000	1,009,645		(3,223)			4.347	4.006	MON		3,623	43,472	11/04/2014	04/15/2025
46644R-BD-6	JPMBB 2015-C29 AS JPMBB 2015-C29 AS			2,4	1.A FM	514,998	105.3190	526,594	500,000	505,562		(1,596)			3.917	3.573	MON		1,632	19,583	06/04/2015	05/15/2048
46645U-AY-3	JPIMORGAN CHASE COMM MTGE JPIMCC 2016-JP4 B			2,4	1.A FM	514,998	105.1910	525,957	500,000	508,098		(1,477)			4.053	3.714	MON		1,689	20,263	12/05/2016	12/15/2049
61691G-AII-0	MORGAN STANLEY BAML TRUST MSBAM 2016-C32 B			2,4	1.A FM	514,985	103.2370	516,183	500,000	508,114		(1,471)			4.095	3.757	MON		1,706	20,475	12/06/2016	12/15/2049
61691G-AX-8	MORGAN STANLEY BAML TRUST MSBAM 2016-C32 C			2,4	1.D FM	485,203	101.1370	505,685	500,000	490,878		1,285			4.277	4.731	MON		1,782	21,741	12/06/2016	12/15/2049
	MORGAN STANLEY CAPITAL I TRUST SERIES 2019L3 CLASS B			2,4	1.A FM	512,250	106.3530	531,764	500,000	509,869		(1,110)			3.660	3.434	MON		1,525	18,556	11/08/2019	11/15/2029
	MORGAN STANLEY CAPITAL I TRUST SERIES 2019L3 CLASS C			2,4	1.D	492,824	101.9100	509,552	500,000	493,840		506			3.660	3.885	MON		1,525	18,556	11/08/2019	11/15/2029
61764P-BZ-4	MORGAN STANLEY BAML TRUST MSBAM 2014-C19 C			2,4	1.A FM	966,462	103.0590	1,030,594	1,000,000	986,250		3,198			4.000	4.421	MON		3,333	40,000	12/09/2014	06/15/2025
87264J-AJ-5	THSQ 2014-1500 C THSQ 2014-1500 C			2,4	1.A FM	504,980	101.0570	505,286	500,000	501,351		(594)			3.835	3.783	MON		1,598	19,441	06/03/2015	10/10/2036
91831U-AE-7	VNO MTGE TRUST VNO 2016-350P C			4	1.A FM	501,834	103.5830	517,913	500,000	500,812		(211)			3.903	3.935	MON		1,626	19,784	12/14/2016	01/10/2035
94989A-BA-2	WELLS FARGO COMMERCIAL MTG TR WFCOM 2014-LC18 C			2,4	3.B FM	999,984	99.9650	999,654	1,000,000	998,981		(162)			4.193	4.210	MON		3,494	41,930	12/12/2014	12/15/2047
95000P-AK-0	WELLS FARGO COMM MTGE TRUST WFCOM 2016-C37 B			2,4	1.A FM	514,988	107.1780	535,889	500,000	508,109		(1,382)			4.317	4.043	MON		1,799	21,844	12/12/2016	12/15/2049
	WELLS FARGO COMMERCIAL MORTGAG SERIES 2019C54 CLASS AS			2,4	1.A FM	514,991	107.6060	538,030	500,000	512,265		(1,333)			3.449	3.118	MON		1,437	17,245	11/08/2019	12/15/2052
95001Y-AH-7	WELLS FARGO COMMERCIAL MORTGAG SERIES 2019C54 CLASS B			2,4	1.A FM	514,995	106.3960	531,982	500,000	512,287		(1,326)			3.671	3.338	MON		1,530	18,355	11/08/2019	12/15/2052
95001Y-AJ-3	CLASS B			2,4	1.A FM																	
3499999. Subtotal - Bonds - Industrial and Miscellaneous (Unaffiliated) - Commercial Mortgage-Backed Securities						12,324,870	XXX	12,663,349	12,160,000	12,263,692		(16,125)			XXX	XXX	XXX		39,695	474,951	XXX	XXX
000000-00-0	REPS 21-A ABS21-A144A			2	1.C FE	149,951	99.9020	149,852	150,000	149,952					2.300	2.317	MON		105	268	11/10/2021	12/20/2031
04867J-AB-4	ATLANTIC MARINE CORP ATLMAR 5.343 12/01/50				1.G FE	499,069	118.9390	639,011	537,260	464,916		1,845			5.343	6.720	JD		2,392	28,706	12/15/2010	12/01/2050
26208J-AG-8	DRIVE AUTO RECEIVABLES TRUST SERIES 20182 CLASS D			2,4	1.A FE	174,274	101.2530	176,480	174,295	174,286		3			4.140	4.180	MON		160	7,216	05/16/2018	08/15/2024
33844N-AG-5	FLAGSHIP CREDIT AUTO TRUST SERIES 20182 CLASS D			2,4	1.B FE	499,937	103.0960	515,479	500,000	499,970		9			4.230	4.272	MON		940	21,150	05/16/2018	09/16/2024
33845F-AG-1	FLAGSHIP CREDIT AUTO TRUST SERIES 20194 CLASS D			2,4	2.A FE	499,893	102.8820	514,411	500,000	499,929		17			3.120	3.148	MON		693	15,600	11/13/2019	01/15/2026
58524E-AB-8	MID-ATLANTIC MILITARY CO MIDATL 5.24 08/01/50				1.E FE	325,623	121.1450	555,061	458,179	347,923		2,339			5.240	7.950	FA		10,004	24,009	07/22/2009	08/01/2050
	SIERRA RECEIVABLES FUNDING CO SERIES 20193A CLASS C			2,4	2.B FE	175,006	100.3920	175,709	175,023	175,008		1			3.000	3.020	MON		117	5,251	10/17/2019	07/15/2038
00177H-AG-4	American Money Management Corp AMMC 2018-22A D			D, 2,4	2.B FE	500,000	98.5910	492,953	500,000	500,000					2.824	2.853	JAJO		2,667	14,577	03/08/2018	04/25/2031
03755H-AL-7	APEX CREDIT CLO LLC APEXC 18-1 APEXC 2018-1A D			D, 2,4	2.C FE	500,000	94.6470	473,235	500,000	500,000					3.074	3.104	JAJO		2,903	15,841	03/14/2018	04/25/2031
03768C-AL-3	APIDOS CLO APID 17-27A APID XXXA C			D, 2,4	2.C FE	500,000	98.7970	493,986	500,000	500,000					3.122	3.155	JAJO		3,252	16,133	08/07/2018	10/18/2031
05683L-AJ-5	BAIN CAPITAL CREDIT CLO LTD BC BCC 2018-1A D			D, 2,4	2.C FE	500,000	95.0290	475,146	500,000	500,000					2.824	2.852	JAJO		2,667	14,700	03/12/2018	04/23/2031
06759F-AG-1	BABSON CLO LTD BABSN 2015-2A DR			D, 2,4	2.C FE	500,000	99.1690	495,845	500,000	500,000					3.082	3.105	JAJO		3,124	15,923	10/12/2017	10/20/2030

ANNUAL STATEMENT FOR THE YEAR 2021 OF THE AMERICAN EQUITY INVESTMENT LIFE INSURANCE COMPANY OF NEW YORK

SCHEDULE D - PART 1

Showing All Long-Term BONDS Owned December 31 of Current Year

1	2	Codes			6	7	Fair Value		10	11	Change in Book/Adjusted Carrying Value				Interest					Dates	
		3	4	5			8	9			12	13	14	15	16	17	18	19	20	21	22
CUSIP Identification	Description	C o d e	F o r e i g n	Bond Char	NAIC Designation, NAIC Designation Modifier and SVO Administrative Symbol	Actual Cost	Rate Used to Obtain Fair Value	Fair Value	Par Value	Book/ Adjusted Carrying Value	Unrealized Valuation Increase/ (Decrease)	Current Year's (Amor-tization) Accretion	Current Year's Other-Than-Temporary Impairment Recognized	Total Foreign Exchange Change in Book/ Adjusted Carrying Value	Rate of	Effective Rate of	When Paid	Admitted Amount Due and Accrued	Amount Received During Year	Acquired	Stated Contractual Maturity Date
06760G-AD-3	BABSON CLO LTD BABSN 2018-1A C	D	2,4		2.C FE	500,000	97.9480	489,738	500,000	500,000					2.724	2.752	JAJJ	2,951	14,178	02/23/2018	04/15/2031
08179L-AJ-0	Benefit Street Partners CLO Lt BSP 2018-14A D	D	2,4		2.C FE	500,000	97.4850	487,426	500,000	500,000					2.732	2.752	JAJJ	2,769	14,148	02/23/2018	04/20/2031
12551Y-AG-8	CIFC FUNDING LTD CIFC 18-4A CIFC 2018-3A D	D	2,4		2.C FE	500,000	99.8770	499,383	500,000	500,000					2.972	3.004	JAJJ	3,096	15,375	06/15/2018	07/18/2031
27830T-AJ-4	Eaton Vance CDO Ltd EATON 2014-1RA D	D	2,4		2.C FE	500,000	98.5840	492,922	500,000	500,000					3.174	3.205	JAJJ	3,438	16,459	08/02/2018	07/15/2030
33883G-AG-2	FLATIRON CLO LTD FLAT 2018-1A D	D	2,4		2.C FE	500,000	99.9990	499,996	500,000	500,000					2.722	2.752	JAJJ	2,836	14,111	02/22/2018	04/17/2031
36319Q-BL-5	GALAXY CLO LTD GALXY 2015-19A CR	D	2,4		2.B FE	500,000	100.0320	500,162	500,000	500,000					3.494	3.527	JAJJ	3,300	17,964	08/09/2017	07/24/2030
67591U-AL-1	Octagon Investments Partners 3 OCT36 2018-1A D	D	2,4		2.C FE	500,000	97.9440	489,722	500,000	500,000					2.724	2.752	JAJJ	2,951	14,178	03/07/2018	04/15/2031
81881C-AG-2	Shackleton CLO LTD SHACK 2018-12A D	D	2,4		2.C FE	250,000	97.0480	242,619	250,000	250,000					3.282	3.306	JAJJ	1,664	8,468	06/15/2018	07/20/2031
83611J-AG-0	SOUND POINT CLO LTD SNDPT 2018-2A D	D	2,4		2.C FE	500,000	96.8760	484,378	500,000	500,000					3.125	3.155	JAJJ	2,908	16,134	06/15/2018	07/26/2031
87165Y-AJ-2	SYMPHONY CLO LTD SYMP 2018-19A D	D	2,4		2.C FE	500,000	98.2150	491,075	500,000	500,000					2.672	2.702	JAJJ	2,784	13,969	02/22/2018	04/16/2031
923250-AN-7	VENTURE CDO LTD VENTR 2018-32A D	D	2,4		2.C FE	500,000	96.1560	480,779	500,000	500,000					3.122	3.155	JAJJ	3,252	16,133	06/15/2018	07/18/2031
92917A-AG-1	VOYA CLO LTD VOYA 14-2A VOYA 2018-1A C	D	2,4		2.C FE	500,000	97.6820	488,409	500,000	500,000					2.724	2.752	JAJJ	2,799	14,149	02/23/2018	04/19/2031
3599999. Subtotal - Bonds - Industrial and Miscellaneous (Unaffiliated) - Other Loan-Backed and Structured Securities						10,523,753	XXX	10,803,777	10,744,757	10,561,984		4,214			XXX	XXX	XXX	63,772	354,640	XXX	XXX
3899999. Total - Industrial and Miscellaneous (Unaffiliated) Bonds						120,874,793	XXX	133,291,359	115,317,826	118,504,932		(576,481)			XXX	XXX	XXX	1,209,427	5,386,369	XXX	XXX
4899999. Total - Hybrid Securities							XXX								XXX	XXX	XXX			XXX	XXX
5599999. Total - Parent, Subsidiaries and Affiliates Bonds							XXX								XXX	XXX	XXX			XXX	XXX
6599999. Subtotal - Unaffiliated Bank Loans							XXX								XXX	XXX	XXX			XXX	XXX
7699999. Total - Issuer Obligations						131,779,549	XXX	144,680,968	123,052,100	129,119,724		(543,434)			XXX	XXX	XXX	1,434,407	5,438,893	XXX	XXX
7799999. Total - Residential Mortgage-Backed Securities						7,928,896	XXX	8,033,229	8,772,279	7,300,184		(173,031)			XXX	XXX	XXX	39,212	461,997	XXX	XXX
7899999. Total - Commercial Mortgage-Backed Securities						12,324,870	XXX	12,663,349	12,160,000	12,263,692		(16,125)			XXX	XXX	XXX	39,695	474,951	XXX	XXX
7999999. Total - Other Loan-Backed and Structured Securities						10,523,753	XXX	10,803,777	10,744,757	10,561,984		4,214			XXX	XXX	XXX	63,772	354,640	XXX	XXX
8099999. Total - SVO Identified Funds							XXX								XXX	XXX	XXX			XXX	XXX
8199999. Total - Affiliated Bank Loans							XXX								XXX	XXX	XXX			XXX	XXX
8299999. Total - Unaffiliated Bank Loans							XXX								XXX	XXX	XXX			XXX	XXX
8399999 - Total Bonds						162,557,068	XXX	176,181,323	154,729,136	159,245,584		(728,376)			XXX	XXX	XXX	1,577,086	6,730,481	XXX	XXX

1. Line Book/Adjusted Carrying Value by NAIC Designation Category Footnote:  
Number  
1A 1A ...\$ .....21,181,661 1B ...\$ .....11,072,649 1C ...\$ .....10,688,788 1D ...\$ .....15,289,039 1E ...\$ .....8,874,347 1F ...\$ .....15,666,990 1G ...\$ .....10,574,187  
1B 2A ...\$ .....19,773,602 2B ...\$ .....24,175,567 2C ...\$ .....17,312,213  
1C 3A ...\$ ..... 3,253,042 3B ...\$ .....998,756  
1D 4A ...\$ ..... 384,743 4C ...\$ .....  
1E 5A ...\$ ..... 5B ...\$ ..... 5C ...\$ .....  
1F 6 ...\$ .....



## SCHEDULE D - PART 2 - SECTION 1

[illegible]

Line Number	Book/Adjusted Carrying Value by NAIC Designation Category Footnote:						
1A	1A ...\$ .....	1B ...\$ .....	1C ...\$ .....	1D ...\$ .....	1E ...\$ .....	1F ...\$ .....	1G ...\$ .....
1B	2A ...\$ .....	2B ...\$ .....	2C ...\$ .....				
1C	3A ...\$ .....	3B ...\$ .....	3C ...\$ .....				
1D	4A ...\$ .....	4B ...\$ .....	4C ...\$ .....				
1E	5A ...\$ .....	5B ...\$ .....	5C ...\$ .....				
1F	6 ...\$ .....						

## SCHEDULE D - PART 2 - SECTION 2

[illegible]

E12

ANNUAL STATEMENT FOR THE YEAR 2021 OF THE AMERICAN EQUITY INVESTMENT LIFE INSURANCE COMPANY OF NEW YORK

SCHEDULE D - PART 3

Showing All Long-Term Bonds and Stocks ACQUIRED During Current Year

1	2	3	4	5	6	7	8	9
CUSIP Identification	Description	Foreign	Date Acquired	Name of Vendor	Number of Shares of Stock	Actual Cost	Par Value	Paid for Accrued Interest and Dividends
649660-GA-2 .....	NEW YORK NY GENERAL OBLIGATION 2.490% 08/01/34 .....		10/21/2021 .....	PIPER SANDLER & CO .....		1,993,600 .....	2,000,000 .....	11,620 .....
649660-RR-3 .....	NEW YORK NY GENERAL OBLIGATION 2.023% 08/01/32 .....		10/21/2021 .....	PIPER SANDLER & CO .....		1,954,480 .....	2,000,000 .....	9,441 .....
2499999. Subtotal - Bonds - U.S. Political Subdivisions of States, Territories and Possessions						3,948,080 .....	4,000,000 .....	21,061 .....
575831-HC-9 .....	MASSACHUSETTS ST CLG BLDG AUTH HIGHER EDUCATION 2.972% 05/01/40 .....		09/24/2021 .....	Tax Free Exchange .....		2,054,005 .....	2,000,000 .....	23,611 .....
3199999. Subtotal - Bonds - U.S. Special Revenues						2,054,005 .....	2,000,000 .....	23,611 .....
76042U-AA-1 .....	REPS 21-A ABS21-A144A 2.300% 12/20/31 .....		11/10/2021 .....	Third Party Trades .....		149,951 .....	150,000 .....	.....
705322-AM-7 .....	PEDERNALES ELECTRIC COOP PEDELC 6.202 11/15/32 6.202% 11/15/32 .....		11/01/2021 .....	Tax Free Exchange .....		279,257 .....	280,000 .....	8,007 .....
08163M-AE-7 .....	BENCHMARKMORTGAGETRUSTBMARK LCFSENI ORCMB21-B31 2.669% 12/15/54 .....		12/08/2021 .....	Third Party Trades .....		164,788 .....	160,000 .....	249 .....
06051G-HD-4 .....	BANK OF AMERICA CORP BAC 3.419 12/20/28 3.419% 12/20/28 .....		07/28/2021 .....	BANK OF AMERICA .....		1,100,200 .....	1,000,000 .....	3,799 .....
11134L-AR-0 .....	BROADCOM CRP / CAYMIN FI AVGO 3 1/2 01/15/28 3.500% 01/15/28 .....		07/29/2021 .....	GOLDMAN SACHS & CO. ....		1,096,220 .....	1,000,000 .....	1,653 .....
126650-CZ-1 .....	CVS PASSTHROUGH TRUST CVS 5.05 03/25/48 5.050% 03/25/48 .....		07/30/2021 .....	MORGAN STANLEY .....		1,333,920 .....	1,000,000 .....	17,956 .....
166756-AT-3 .....	CHEVRON USA INC CVX 6 03/01/41 6.000% 03/01/41 .....		07/29/2021 .....	GOLDMAN SACHS & CO. ....		1,493,170 .....	1,000,000 .....	25,167 .....
25468P-CR-5 .....	WALT DISNEY COMPANY/THE DIS 4 1/8 12/01/41 4.125% 12/01/41 .....		07/29/2021 .....	JP MORGAN SECURITIES .....		1,217,750 .....	1,000,000 .....	6,990 .....
337738-AU-2 .....	FISERV INC FISV 3 1/2 07/01/29 3.500% 07/01/29 .....		07/28/2021 .....	WELLS FARGO .....		1,114,980 .....	1,000,000 .....	2,819 .....
37045V-AS-9 .....	GENERAL MOTORS CO GM 5 10/01/28 5.000% 10/01/28 .....		07/29/2021 .....	MORGAN STANLEY .....		1,181,070 .....	1,000,000 .....	16,806 .....
718172-AW-9 .....	PHILIP MORRIS INTERNATIONAL IN PM 4 1/8 03/04/43 4.125% 03/04/43 .....		07/28/2021 .....	DEUTSCHE BANK .....		1,167,200 .....	1,000,000 .....	16,729 .....
3899999. Subtotal - Bonds - Industrial and Miscellaneous (Unaffiliated)						10,298,506 .....	8,590,000 .....	100,175 .....
8399997. Total - Bonds - Part 3						16,300,591 .....	14,590,000 .....	144,847 .....
8399998. Total - Bonds - Part 5						97,745 .....	100,000 .....	2,745 .....
8399999. Total - Bonds						16,398,336 .....	14,690,000 .....	147,592 .....
8999997. Total - Preferred Stocks - Part 3							XXX .....	.....
8999998. Total - Preferred Stocks - Part 5							XXX .....	.....
8999999. Total - Preferred Stocks							XXX .....	.....
69460G-10-1 .....	VALARIS LTD .....		07/01/2021 .....	TAXABLE EXCHANGE .....	1,290,000 .....	30,573 .....		.....
9199999. Subtotal - Common Stocks - Industrial and Miscellaneous (Unaffiliated) Other						30,573 .....	XXX .....	.....
9799997. Total - Common Stocks - Part 3						30,573 .....	XXX .....	.....
9799998. Total - Common Stocks - Part 5							XXX .....	.....
9799999. Total - Common Stocks						30,573 .....	XXX .....	.....
9899999. Total - Preferred and Common Stocks						30,573 .....	XXX .....	.....
9999999 - Totals						16,428,909 .....	XXX .....	147,592 .....

ANNUAL STATEMENT FOR THE YEAR 2021 OF THE AMERICAN EQUITY INVESTMENT LIFE INSURANCE COMPANY OF NEW YORK

SCHEDULE D - PART 4

Showing All Long-Term Bonds and Stocks SOLD, REDEEMED or Otherwise DISPOSED OF During Current Year

1	2	3	4	5	6	7	8	9	10	Change In Book/Adjusted Carrying Value					16	17	18	19	20	21
										11	12	13	14	15						
CUSIP Identi- fication	Description	For- eign	Disposal Date	Name of Purchaser	Number of Shares of Stock	Con- sideration	Par Value	Actual Cost	Prior Year Book/ Adjusted Carrying Value	Unrealized Valuation Increase/ Decrease	Current Year's (Amor- tization)/ Accretion	Current Year's Other- Than- Temporary Impairment Recognized	Total Change in Book/ Adjusted Carrying Value (11+12-13)	Total Foreign Exchange Change in Book/ Adjusted Carrying Value	Book/ Adjusted Carrying Value at Disposal Date	Foreign Exchange Gain (Loss) on Disposal	Realized Gain (Loss) on Disposal	Total Gain (Loss) on Disposal	Bond Interest/ Stock Dividends Received During Year	Stated Con- tractual Maturity Date
01030L-B5-3	ALABAMA ST INCENTIVES FING AUT TAXABLE-SER B 6.042% 09/01/29		09/01/2021	Call	100.0000	25,000	25,000	25,105	25,041		(3)		(3)		25,038		(38)	(38)	1,511	09/01/2029
01179R-G8-0	ALASKA ST MUNI BOND BANK AUTH 2010B-TAXABLE-SER THREE 5.432% 10/01/30		07/01/2021	Call	100.0000	445,000	445,000	445,000	445,000						445,000				18,129	10/01/2030
31392F-XU-6	FEDERAL NATL MTG ASSN FNR 2002-88 AL 5.500% 12/25/22		01/01/2021	Paydown		472	472	472	472						472				2	12/25/2022
31392F-XU-6	FEDERAL NATL MTG ASSN FNR 2002-88 AL 5.500% 12/25/22		02/01/2021	Paydown		500	500	500	500						500				5	12/25/2022
31392F-XU-6	FEDERAL NATL MTG ASSN FNR 2002-88 AL 5.500% 12/25/22		03/01/2021	Paydown		438	438	438	438						438				6	12/25/2022
31392F-XU-6	FEDERAL NATL MTG ASSN FNR 2002-88 AL 5.500% 12/25/22		04/01/2021	Paydown		521	521	521	521						521				10	12/25/2022
31392F-XU-6	FEDERAL NATL MTG ASSN FNR 2002-88 AL 5.500% 12/25/22		05/01/2021	Paydown		429	429	429	429						429				10	12/25/2022
31392F-XU-6	FEDERAL NATL MTG ASSN FNR 2002-88 AL 5.500% 12/25/22		06/01/2021	Paydown		478	478	478	478						478				13	12/25/2022
31392F-XU-6	FEDERAL NATL MTG ASSN FNR 2002-88 AL 5.500% 12/25/22		07/01/2021	Paydown		384	384	384	384						384				12	12/25/2022
31392F-XU-6	FEDERAL NATL MTG ASSN FNR 2002-88 AL 5.500% 12/25/22		08/01/2021	Paydown		350	350	350	350						350				13	12/25/2022
31392F-XU-6	FEDERAL NATL MTG ASSN FNR 2002-88 AL 5.500% 12/25/22		09/01/2021	Paydown		375	375	375	375						375				15	12/25/2022
31392F-XU-6	FEDERAL NATL MTG ASSN FNR 2002-88 AL 5.500% 12/25/22		10/01/2021	Paydown		432	432	432	432						432				20	12/25/2022
31392F-XU-6	FEDERAL NATL MTG ASSN FNR 2002-88 AL 5.500% 12/25/22		11/01/2021	Paydown		333	333	333	333						333				17	12/25/2022
31392F-XU-6	FEDERAL NATL MTG ASSN FNR 2002-88 AL 5.500% 12/25/22		12/01/2021	Paydown		337	337	337	337						337				19	12/25/2022
31392X-NF-1	FED HOME LOAN MTG CORP FHR 2523 PH 5.500% 11/15/32		01/01/2021	Paydown		130	130	129	130						130				1	11/15/2032
31392X-NF-1	FED HOME LOAN MTG CORP FHR 2523 PH 5.500% 11/15/32		02/01/2021	Paydown		143	143	142	142						143				1	11/15/2032
31392X-NF-1	FED HOME LOAN MTG CORP FHR 2523 PH 5.500% 11/15/32		03/01/2021	Paydown		84	84	84	84						84				1	11/15/2032
31392X-NF-1	FED HOME LOAN MTG CORP FHR 2523 PH 5.500% 11/15/32		04/01/2021	Paydown		85	85	84	84						85				2	11/15/2032
31392X-NF-1	FED HOME LOAN MTG CORP FHR 2523 PH 5.500% 11/15/32		05/01/2021	Paydown		85	85	85	85						85				2	11/15/2032
31392X-NF-1	FED HOME LOAN MTG CORP FHR 2523 PH 5.500% 11/15/32		06/01/2021	Paydown		86	86	85	86						86				2	11/15/2032
31392X-NF-1	FED HOME LOAN MTG CORP FHR 2523 PH 5.500% 11/15/32		07/01/2021	Paydown		85	85	84	84						85				3	11/15/2032
31392X-NF-1	FED HOME LOAN MTG CORP FHR 2523 PH 5.500% 11/15/32		08/01/2021	Paydown		473	473	470	472		2		2		473				17	11/15/2032
31392X-NF-1	FED HOME LOAN MTG CORP FHR 2523 PH 5.500% 11/15/32		09/01/2021	Paydown		83	83	83	83						83				3	11/15/2032
31392X-NF-1	FED HOME LOAN MTG CORP FHR 2523 PH 5.500% 11/15/32		10/01/2021	Paydown		83	83	83	83						83				4	11/15/2032
31392X-NF-1	FED HOME LOAN MTG CORP FHR 2523 PH 5.500% 11/15/32		11/01/2021	Paydown		84	84	83	83						84				4	11/15/2032
31392X-NF-1	FED HOME LOAN MTG CORP FHR 2523 PH 5.500% 11/15/32		12/01/2021	Paydown		86	86	85	86						86				5	11/15/2032
314120-4X-4	FNMA FN 932438 4.000% 01/01/25		01/01/2021	Paydown		837	837	848	840		(3)		(3)		837				3	01/01/2025
314120-4X-4	FNMA FN 932438 4.000% 01/01/25		02/01/2021	Paydown		2,168	2,168	2,196	2,175		(7)		(7)		2,168				14	01/01/2025
314120-4X-4	FNMA FN 932438 4.000% 01/01/25		03/01/2021	Paydown		882	882	893	884		(3)		(3)		882				9	01/01/2025
314120-4X-4	FNMA FN 932438 4.000% 01/01/25		04/01/2021	Paydown		1,603	1,603	1,623	1,608		(5)		(5)		1,603				21	01/01/2025
314120-4X-4	FNMA FN 932438 4.000% 01/01/25		05/01/2021	Paydown		756	756	765	758		(2)		(2)		756				13	01/01/2025
314120-4X-4	FNMA FN 932438 4.000% 01/01/25		06/01/2021	Paydown		829	829	840	832		(3)		(3)		829				17	01/01/2025

ANNUAL STATEMENT FOR THE YEAR 2021 OF THE AMERICAN EQUITY INVESTMENT LIFE INSURANCE COMPANY OF NEW YORK

SCHEDULE D - PART 4

Showing All Long-Term Bonds and Stocks SOLD, REDEEMED or Otherwise DISPOSED OF During Current Year

1	2	3	4	5	6	7	8	9	10	Change In Book/Adjusted Carrying Value					16	17	18	19	20	21
										11	12	13	14	15						
CUSIP Identi- fication	Description	For- eign	Disposal Date	Name of Purchaser	Number of Shares of Stock	Con- sideration	Par Value	Actual Cost	Prior Year Book/ Adjusted Carrying Value	Unrealized Valuation Increase/ Decrease	Current Year's (Amor- tization)/ Accretion	Current Year's Other- Than- Temporary Impairment Recognized	Total Change in Book/ Adjusted Carrying Value (11+12-13)	Total Foreign Exchange Change in Book/ Adjusted Carrying Value	Book/ Adjusted Carrying Value at Disposal Date	Foreign Exchange Gain (Loss) on Disposal	Realized Gain (Loss) on Disposal	Total Gain (Loss) on Disposal	Bond Interest/ Stock Dividends Received During Year	Stated Con- tractual Maturity Date
314120-4X-4	FNMA FN 932438 4.000% 01/01/25		07/01/2021	Paydown		764	764	774	766		(2)		(2)		764				.18	01/01/2025
314120-4X-4	FNMA FN 932438 4.000% 01/01/25		08/01/2021	Paydown		999	999	1,012	1,003		(3)		(3)		999				.27	01/01/2025
314120-4X-4	FNMA FN 932438 4.000% 01/01/25		09/01/2021	Paydown		759	759	768	761		(2)		(2)		759				.23	01/01/2025
314120-4X-4	FNMA FN 932438 4.000% 01/01/25		10/01/2021	Paydown		1,669	1,669	1,691	1,675		(5)		(5)		1,669				.56	01/01/2025
314120-4X-4	FNMA FN 932438 4.000% 01/01/25		11/01/2021	Paydown		742	742	752	745		(2)		(2)		742				.27	01/01/2025
314120-4X-4	FNMA FN 932438 4.000% 01/01/25		12/01/2021	Paydown		748	748	758	751		(2)		(2)		748				.30	01/01/2025
383730-5Z-0	GNMA GNR 2003-46 PC 5.000% 06/20/33		01/01/2021	Paydown		37,617	37,617	36,236	37,097		521		521		37,617				.157	06/20/2033
383730-5Z-0	GNMA GNR 2003-46 PC 5.000% 06/20/33		02/01/2021	Paydown		16,151	16,151	15,558	15,928		224		224		16,151				.135	06/20/2033
383730-5Z-0	GNMA GNR 2003-46 PC 5.000% 06/20/33		03/01/2021	Paydown		19,292	19,292	18,584	19,025		267		267		19,292				.241	06/20/2033
383730-5Z-0	GNMA GNR 2003-46 PC 5.000% 06/20/33		04/01/2021	Paydown		23,274	23,274	22,420	22,952		322		322		23,274				.388	06/20/2033
383730-5Z-0	GNMA GNR 2003-46 PC 5.000% 06/20/33		05/01/2021	Paydown		20,649	20,649	19,891	20,363		286		286		20,649				.430	06/20/2033
383730-5Z-0	GNMA GNR 2003-46 PC 5.000% 06/20/33		06/01/2021	Paydown		24,632	24,632	23,727	24,291		341		341		24,632				.616	06/20/2033
383730-5Z-0	GNMA GNR 2003-46 PC 5.000% 06/20/33		07/01/2021	Paydown		14,845	14,845	14,300	14,640		206		206		14,845				.433	06/20/2033
383730-5Z-0	GNMA GNR 2003-46 PC 5.000% 06/20/33		08/01/2021	Paydown		21,524	21,524	20,734	21,226		298		298		21,524				.717	06/20/2033
383730-5Z-0	GNMA GNR 2003-46 PC 5.000% 06/20/33		09/01/2021	Paydown		17,152	17,152	16,522	16,914		237		237		17,152				.643	06/20/2033
383730-5Z-0	GNMA GNR 2003-46 PC 5.000% 06/20/33		10/01/2021	Paydown		26,669	26,669	25,690	26,300		369		369		26,669				1,111	06/20/2033
383730-5Z-0	GNMA GNR 2003-46 PC 5.000% 06/20/33		11/01/2021	Paydown		15,647	15,647	15,072	15,430		217		217		15,647				.717	06/20/2033
383730-5Z-0	GNMA GNR 2003-46 PC 5.000% 06/20/33		12/01/2021	Paydown		22,115	22,115	21,303	21,809		306		306		22,115				1,106	06/20/2033
38374H-J8-4	GNMA GNR 2004-72 PN 5.500% 09/20/34		01/01/2021	Paydown		5,120	5,120	5,120	5,120						5,120				.23	09/20/2034
38374H-J8-4	GNMA GNR 2004-72 PN 5.500% 09/20/34		02/01/2021	Paydown		5,543	5,543	5,543	5,543						5,543				.51	09/20/2034
38374H-J8-4	GNMA GNR 2004-72 PN 5.500% 09/20/34		03/01/2021	Paydown		4,612	4,612	4,612	4,612						4,612				.63	09/20/2034
38374H-J8-4	GNMA GNR 2004-72 PN 5.500% 09/20/34		04/01/2021	Paydown		5,831	5,831	5,831	5,831						5,831				.107	09/20/2034
38374H-J8-4	GNMA GNR 2004-72 PN 5.500% 09/20/34		05/01/2021	Paydown		5,312	5,312	5,312	5,312						5,312				.122	09/20/2034
38374H-J8-4	GNMA GNR 2004-72 PN 5.500% 09/20/34		06/01/2021	Paydown		3,623	3,623	3,623	3,623						3,623				.100	09/20/2034
38374H-J8-4	GNMA GNR 2004-72 PN 5.500% 09/20/34		07/01/2021	Paydown		4,932	4,932	4,932	4,932						4,932				.158	09/20/2034
38374H-J8-4	GNMA GNR 2004-72 PN 5.500% 09/20/34		08/01/2021	Paydown		5,227	5,227	5,227	5,227						5,227				.192	09/20/2034
38374H-J8-4	GNMA GNR 2004-72 PN 5.500% 09/20/34		09/01/2021	Paydown		6,115	6,115	6,115	6,115						6,115				.252	09/20/2034
38374H-J8-4	GNMA GNR 2004-72 PN 5.500% 09/20/34		10/01/2021	Paydown		3,479	3,479	3,479	3,479						3,479				.160	09/20/2034
38374H-J8-4	GNMA GNR 2004-72 PN 5.500% 09/20/34		11/01/2021	Paydown		5,410	5,410	5,410	5,410						5,410				.273	09/20/2034
38374H-J8-4	GNMA GNR 2004-72 PN 5.500% 09/20/34		12/01/2021	Paydown		5,991	5,991	5,991	5,991						5,991				.330	09/20/2034
563039-AK-2	MANHATTAN KS SALES TAX SPL OBL BUILD AMERICA BONDS TAXABLE-DO 6.515% 12/01/26		06/01/2021	Call	100,000	340,000	340,000	344,675	341,711		(132)		(132)		341,579		(1,579)	(1,579)	.11,076	12/01/2026
575831-FX-5	MASSACHUSETTS ST CLG BLDG AUTH HIGHER EDUCATION 2.972% 05/01/40		09/24/2021	Tax Free Exchange		2,054,005	2,000,000	2,060,260	2,058,057		(4,052)		(4,052)		2,054,005				53,331	05/01/2040
3199999	Subtotal - Bonds - U.S. Special Revenues					3,204,079	3,150,074	3,205,738	3,206,328		(630)		(630)		3,205,696		(1,617)	(1,617)	93,017	XXX
02147L-AM-5	COUNTRYWIDE ALTERNATIVE LN TR CWALT 2006-22R 2A2 6.250% 05/25/36		01/01/2021	Paydown		3,509	3,537	2,164	1,810		1,698		1,698		3,509				.18	05/25/2036
02147L-AM-5	COUNTRYWIDE ALTERNATIVE LN TR CWALT 2006-22R 2A2 6.250% 05/25/36		02/01/2021	Paydown		141	141	87	72		69		69		141				.1	05/25/2036
02147L-AM-5	COUNTRYWIDE ALTERNATIVE LN TR CWALT 2006-22R 2A2 6.250% 05/25/36		03/01/2021	Paydown		1,832	1,834	1,122	939		893		893		1,832				.29	05/25/2036
02147L-AM-5	COUNTRYWIDE ALTERNATIVE LN TR CWALT 2006-22R 2A2 6.250% 05/25/36		04/01/2021	Paydown		116	67	41	34		82		82		116				.3	05/25/2036
02147L-AM-5	COUNTRYWIDE ALTERNATIVE LN TR CWALT 2006-22R 2A2 6.250% 05/25/36		05/01/2021	Paydown		6,940	6,985	4,273	3,576		3,364		3,364		6,940				.182	05/25/2036
02147L-AM-5	COUNTRYWIDE ALTERNATIVE LN TR CWALT 2006-22R 2A2 6.250% 05/25/36		06/01/2021	Paydown		69	60	37	31		39		39		69				.2	05/25/2036
02147L-AM-5	COUNTRYWIDE ALTERNATIVE LN TR CWALT 2006-22R 2A2 6.250% 05/25/36		07/01/2021	Paydown		67	67	41	34		33		33		67				.2	05/25/2036
02147L-AM-5	COUNTRYWIDE ALTERNATIVE LN TR CWALT 2006-22R 2A2 6.250% 05/25/36		08/01/2021	Paydown			212	130	108		(108)		(108)						.8	05/25/2036
02147L-AM-5	COUNTRYWIDE ALTERNATIVE LN TR CWALT 2006-22R 2A2 6.250% 05/25/36		09/01/2021	Paydown			147	90	75		(75)		(75)						.6	05/25/2036
02147L-AM-5	COUNTRYWIDE ALTERNATIVE LN TR CWALT 2006-22R 2A2 6.250% 05/25/36		10/01/2021	Paydown			207	127	106		(106)		(106)						.10	05/25/2036
02147L-AM-5	COUNTRYWIDE ALTERNATIVE LN TR CWALT 2006-22R 2A2 6.250% 05/25/36		11/01/2021	Paydown		1,652	1,652	1,011	846		807		807		1,652				.95	05/25/2036

ANNUAL STATEMENT FOR THE YEAR 2021 OF THE AMERICAN EQUITY INVESTMENT LIFE INSURANCE COMPANY OF NEW YORK

SCHEDULE D - PART 4

Showing All Long-Term Bonds and Stocks SOLD, REDEEMED or Otherwise DISPOSED OF During Current Year

1	2	3	4	5	6	7	8	9	10	Change In Book/Adjusted Carrying Value					16	17	18	19	20	21
										11	12	13	14	15						
CUSIP Identi- fication	Description	For- eign	Disposal Date	Name of Purchaser	Number of Shares of Stock	Con- sideration	Par Value	Actual Cost	Prior Year Book/ Adjusted Carrying Value	Unrealized Valuation Increase/ Decrease	Current Year's (Amor- tization)/ Accretion	Current Year's Other- Than- Temporary Impairment Recognized	Total Change in Book/ Adjusted Carrying Value (11+12-13)	Total Foreign Exchange Change in Book/ Adjusted Carrying Value	Book/ Adjusted Carrying Value at Disposal Date	Foreign Exchange Gain (Loss) on Disposal	Realized Gain (Loss) on Disposal	Total Gain (Loss) on Disposal	Bond Interest/ Stock Dividends Received During Year	Stated Con- tractual Maturity Date
02147L-AM-5	COUNTRYWIDE ALTERNATIVE LN TR CIALT 2006-22R 2A2 6.250% 05/25/36		12/01/2021	Paydown		6,599	6,677	4,085	3,418		3,181		3,181		6,599				.417	05/25/2036
032654-AH-8	ANALOG DEVICES INC ADI 2 7/8 06/01/23		10/20/2021	Call	103.8820	779,115	750,000	690,015	732,439		5,656		5,656		738,094		11,906	11,906	48,222	06/01/2023
04365J-AF-6	ASCENTUM EQUIPMENT REC ACER 2017-1A D 3.800% 01/10/24		06/10/2021	Call	100.0000	429,000	429,000	428,891	428,987		13		13		429,000				8,151	01/10/2024
048677-AB-4	ATLANTIC MARINE CORP ATLMAR 5.343 12/01/50		06/01/2021	Redemption		2,145	2,145	1,793	1,849		296		296		2,145				57	12/01/2050
048677-AB-4	ATLANTIC MARINE CORP ATLMAR 5.343 12/01/50		12/01/2021	Redemption		2,282	2,282	1,908	1,967		315		315		2,282				122	12/01/2050
059475-AB-9	BANC OF AMERICA ALT LN TR BOAA 2007-2 1A2 5.500% 06/25/37		01/01/2021	Paydown		322	485	378	349		(27)		(27)		322				2	06/25/2037
059475-AB-9	BANC OF AMERICA ALT LN TR BOAA 2007-2 1A2 5.500% 06/25/37		02/01/2021	Paydown		5,243	5,100	3,968	3,670		1,573		1,573		5,243				49	06/25/2037
059475-AB-9	BANC OF AMERICA ALT LN TR BOAA 2007-2 1A2 5.500% 06/25/37		03/01/2021	Paydown		482	664	516	478		5		5		482				9	06/25/2037
059475-AB-9	BANC OF AMERICA ALT LN TR BOAA 2007-2 1A2 5.500% 06/25/37		04/01/2021	Paydown		361	529	412	381		(20)		(20)		361				10	06/25/2037
059475-AB-9	BANC OF AMERICA ALT LN TR BOAA 2007-2 1A2 5.500% 06/25/37		05/01/2021	Paydown		326	466	362	335		(9)		(9)		326				11	06/25/2037
059475-AB-9	BANC OF AMERICA ALT LN TR BOAA 2007-2 1A2 5.500% 06/25/37		06/01/2021	Paydown		2,343	2,493	1,940	1,794		549		549		2,343				69	06/25/2037
059475-AB-9	BANC OF AMERICA ALT LN TR BOAA 2007-2 1A2 5.500% 06/25/37		07/01/2021	Paydown		331	482	375	347		(15)		(15)		331				15	06/25/2037
059475-AB-9	BANC OF AMERICA ALT LN TR BOAA 2007-2 1A2 5.500% 06/25/37		08/01/2021	Paydown		2,718	2,868	2,231	2,064		654		654		2,718				105	06/25/2037
059475-AB-9	BANC OF AMERICA ALT LN TR BOAA 2007-2 1A2 5.500% 06/25/37		09/01/2021	Paydown		3,996	4,192	3,261	3,017		979		979		3,996				173	06/25/2037
059475-AB-9	BANC OF AMERICA ALT LN TR BOAA 2007-2 1A2 5.500% 06/25/37		10/01/2021	Paydown		405	565	439	406		(1)		(1)		405				26	06/25/2037
059475-AB-9	BANC OF AMERICA ALT LN TR BOAA 2007-2 1A2 5.500% 06/25/37		11/01/2021	Paydown		476	509	396	366		110		110		476				26	06/25/2037
059475-AB-9	BANC OF AMERICA ALT LN TR BOAA 2007-2 1A2 5.500% 06/25/37		12/01/2021	Paydown		352	497	387	358		(6)		(6)		352				27	06/25/2037
05950N-BH-0	BANC OF AMERICA FUNDING CORP BAFC 2006-5 3A4 5.750% 09/25/36		01/01/2021	Paydown		33,216	33,573	33,453	33,448		(232)		(232)		33,216				161	09/25/2036
05950N-BH-0	BANC OF AMERICA FUNDING CORP BAFC 2006-5 3A4 5.750% 09/25/36		02/01/2021	Paydown			(2,174)	(2,166)	(2,166)		2,166		2,166						10	09/25/2036
05950N-BH-0	BANC OF AMERICA FUNDING CORP BAFC 2006-5 3A4 5.750% 09/25/36		03/01/2021	Paydown			893	890	889		(889)		(889)						10	09/25/2036
05950N-BH-0	BANC OF AMERICA FUNDING CORP BAFC 2006-5 3A4 5.750% 09/25/36		04/01/2021	Paydown			893	890	890		(890)		(890)						16	09/25/2036
05950N-BH-0	BANC OF AMERICA FUNDING CORP BAFC 2006-5 3A4 5.750% 09/25/36		05/01/2021	Paydown		31,649	32,113	31,998	31,994		(345)		(345)		31,649				766	09/25/2036
05950N-BH-0	BANC OF AMERICA FUNDING CORP BAFC 2006-5 3A4 5.750% 09/25/36		06/01/2021	Paydown		1,534	1,788	1,782	1,781		(247)		(247)		1,534				51	09/25/2036
05950N-BH-0	BANC OF AMERICA FUNDING CORP BAFC 2006-5 3A4 5.750% 09/25/36		07/01/2021	Paydown		545	804	801	801		(256)		(256)		545				27	09/25/2036
05950N-BH-0	BANC OF AMERICA FUNDING CORP BAFC 2006-5 3A4 5.750% 09/25/36		08/01/2021	Paydown		550	807	804	804		(254)		(254)		550				31	09/25/2036
05950N-BH-0	BANC OF AMERICA FUNDING CORP BAFC 2006-5 3A4 5.750% 09/25/36		09/01/2021	Paydown		2,009	2,263	2,255	2,255		(245)		(245)		2,009				97	09/25/2036
05950N-BH-0	BANC OF AMERICA FUNDING CORP BAFC 2006-5 3A4 5.750% 09/25/36		10/01/2021	Paydown		561	821	818	818		(257)		(257)		561				39	09/25/2036
05950N-BH-0	BANC OF AMERICA FUNDING CORP BAFC 2006-5 3A4 5.750% 09/25/36		11/01/2021	Paydown		1,048	1,309	1,304	1,304		(256)		(256)		1,048				69	09/25/2036
05950N-BH-0	BANC OF AMERICA FUNDING CORP BAFC 2006-5 3A4 5.750% 09/25/36		12/01/2021	Paydown		581	830	827	827		(246)		(246)		581				48	09/25/2036

ANNUAL STATEMENT FOR THE YEAR 2021 OF THE AMERICAN EQUITY INVESTMENT LIFE INSURANCE COMPANY OF NEW YORK

SCHEDULE D - PART 4

Showing All Long-Term Bonds and Stocks SOLD, REDEEMED or Otherwise DISPOSED OF During Current Year

1	2	3	4	5	6	7	8	9	10	Change In Book/Adjusted Carrying Value					16	17	18	19	20	21
										11	12	13	14	15						
CUSIP Identi- fication	Description	For- eign	Disposal Date	Name of Purchaser	Number of Shares of Stock	Con- sideration	Par Value	Actual Cost	Prior Year Book/ Adjusted Carrying Value	Unrealized Valuation Increase/ Decrease	Current Year's (Amor- tization)/ Accretion	Current Year's Other- Than- Temporary Impairment Recognized	Total Change in Book/ Adjusted Carrying Value (11+12-13)	Total Foreign Exchange Change in Book/ Adjusted Carrying Value	Book/ Adjusted Carrying Value at Disposal Date	Foreign Exchange Gain (Loss) on Disposal	Realized Gain (Loss) on Disposal	Total Gain (Loss) on Disposal	Bond Interest/ Stock Dividends Received During Year	Stated Con- tractual Maturity Date
059529-AJ-6	BANC OF AMERICA FUNDING CORP BAFC 2007-7 3A2 5.015% 09/25/37		01/01/2021	Paydown		6,359	9,946	7,688	6,868		(509)		(509)		6,359				40	09/25/2037
059529-AJ-6	BANC OF AMERICA FUNDING CORP BAFC 2007-7 3A2 5.015% 09/25/37		02/01/2021	Paydown		289	806	623	556		(267)		(267)		289				7	09/25/2037
059529-AJ-6	BANC OF AMERICA FUNDING CORP BAFC 2007-7 3A2 5.015% 09/25/37		03/01/2021	Paydown		982	1,563	1,208	1,080		(97)		(97)		982				19	09/25/2037
059529-AJ-6	BANC OF AMERICA FUNDING CORP BAFC 2007-7 3A2 5.015% 09/25/37		04/01/2021	Paydown		8,598	13,507	10,439	9,327		(729)		(729)		8,598				219	09/25/2037
059529-AJ-6	BANC OF AMERICA FUNDING CORP BAFC 2007-7 3A2 5.015% 09/25/37		05/01/2021	Paydown		172	761	588	525		(353)		(353)		172				15	09/25/2037
059529-AJ-6	BANC OF AMERICA FUNDING CORP BAFC 2007-7 3A2 5.015% 09/25/37		06/01/2021	Paydown		5,120	5,918	4,574	4,087		1,033		1,033		5,120				144	09/25/2037
059529-AJ-6	BANC OF AMERICA FUNDING CORP BAFC 2007-7 3A2 5.015% 09/25/37		07/01/2021	Paydown		5,245	5,804	4,486	4,008		1,236		1,236		5,245				165	09/25/2037
059529-AJ-6	BANC OF AMERICA FUNDING CORP BAFC 2007-7 3A2 5.015% 09/25/37		08/01/2021	Paydown		2,771	3,424	2,646	2,364		406		406		2,771				111	09/25/2037
059529-AJ-6	BANC OF AMERICA FUNDING CORP BAFC 2007-7 3A2 5.015% 09/25/37		09/01/2021	Paydown			695	537	480		(480)		(480)						25	09/25/2037
059529-AJ-6	BANC OF AMERICA FUNDING CORP BAFC 2007-7 3A2 5.015% 09/25/37		10/01/2021	Paydown		10,154	10,983	8,489	7,584		2,569		2,569		10,154				445	09/25/2037
059529-AJ-6	BANC OF AMERICA FUNDING CORP BAFC 2007-7 3A2 5.015% 09/25/37		11/01/2021	Paydown		2,206	2,852	2,204	1,969		237		237		2,206				127	09/25/2037
059529-AJ-6	BANC OF AMERICA FUNDING CORP BAFC 2007-7 3A2 5.015% 09/25/37		12/01/2021	Paydown		2,110	2,605	2,013	1,799		312		312		2,110				127	09/25/2037
123260-AA-2	Business Jet Securities, LLC SERIES 20191 CLASS A 4.212% 07/15/34		01/15/2021	Paydown		5,096	5,096	5,132	5,130		(34)		(34)		5,096				18	07/15/2034
123260-AA-2	Business Jet Securities, LLC SERIES 20191 CLASS A 4.212% 07/15/34		02/15/2021	Paydown		4,849	4,849	4,883	4,882		(33)		(33)		4,849				34	07/15/2034
123260-AA-2	Business Jet Securities, LLC SERIES 20191 CLASS A 4.212% 07/15/34		03/15/2021	Paydown		4,793	4,793	4,827	4,826		(32)		(32)		4,793				50	07/15/2034
123260-AA-2	Business Jet Securities, LLC SERIES 20191 CLASS A 4.212% 07/15/34		04/15/2021	Paydown		5,008	5,008	5,044	5,042		(34)		(34)		5,008				70	07/15/2034
123260-AA-2	Business Jet Securities, LLC SERIES 20191 CLASS A 4.212% 07/15/34		05/15/2021	Paydown		4,701	4,701	4,734	4,733		(32)		(32)		4,701				83	07/15/2034
123260-AA-2	Business Jet Securities, LLC SERIES 20191 CLASS A 4.212% 07/15/34		06/15/2021	Paydown		57,230	57,230	57,635	57,617		(386)		(386)		57,230				1,205	07/15/2034
123260-AA-2	Business Jet Securities, LLC SERIES 20191 CLASS A 4.212% 07/15/34		07/15/2021	Paydown		40,930	40,930	41,219	41,206		(276)		(276)		40,930				1,006	07/15/2034
123260-AA-2	Business Jet Securities, LLC SERIES 20191 CLASS A 4.212% 07/15/34		08/15/2021	Paydown		4,289	4,289	4,320	4,318		(29)		(29)		4,289				120	07/15/2034
123260-AA-2	Business Jet Securities, LLC SERIES 20191 CLASS A 4.212% 07/15/34		09/15/2021	Paydown		3,515	3,515	3,540	3,538		(24)		(24)		3,515				111	07/15/2034
123260-AA-2	Business Jet Securities, LLC SERIES 20191 CLASS A 4.212% 07/15/34		10/15/2021	Paydown		26,526	26,526	26,714	26,705		(179)		(179)		26,526				931	07/15/2034
123260-AA-2	Business Jet Securities, LLC SERIES 20191 CLASS A 4.212% 07/15/34		11/08/2021	Third Party Trades		386,259	377,904	380,576	380,454		(143)		(143)		380,312		5,947	5,947	14,370	07/15/2034
12667F-J4-8	30CB 2A3 5.750% 02/25/35 COUNTRYWIDE ALTERNATIVE LOAN T C WAL T 2004-		01/01/2021	Paydown		115,789	109,826	99,821	98,449		17,340		17,340		115,789				554	02/25/2035
12667F-J4-8	30CB 2A3 5.750% 02/25/35 COUNTRYWIDE ALTERNATIVE LOAN T C WAL T 2004-		02/01/2021	Paydown		50,544	50,829	46,199	45,564		4,980		4,980		50,544				487	02/25/2035
12667F-J4-8	30CB 2A3 5.750% 02/25/35 COUNTRYWIDE ALTERNATIVE LOAN T C WAL T 2004-		03/01/2021	Paydown		19,621	17,300	15,724	15,508		4,114		4,114		19,621				304	02/25/2035
12667F-J4-8	30CB 2A3 5.750% 02/25/35 COUNTRYWIDE ALTERNATIVE LOAN T C WAL T 2004-		04/01/2021	Paydown		68,020	68,683	62,426	61,568		6,452		6,452		68,020				1,314	02/25/2035
12667F-J4-8	30CB 2A3 5.750% 02/25/35 COUNTRYWIDE ALTERNATIVE LOAN T C WAL T 2004-		05/01/2021	Paydown		78,803	80,145	72,845	71,843		6,960		6,960		78,803				1,918	02/25/2035
12667F-J4-8	30CB 2A3 5.750% 02/25/35		06/01/2021	Paydown		18,065	18,065	16,419	16,193		1,871		1,871		18,065				519	02/25/2035

ANNUAL STATEMENT FOR THE YEAR 2021 OF THE AMERICAN EQUITY INVESTMENT LIFE INSURANCE COMPANY OF NEW YORK

SCHEDULE D - PART 4

Showing All Long-Term Bonds and Stocks SOLD, REDEEMED or Otherwise DISPOSED OF During Current Year

1	2	3	4	5	6	7	8	9	10	Change In Book/Adjusted Carrying Value					16	17	18	19	20	21
										11	12	13	14	15						
CUSIP Identi- fication	Description	For- eign	Disposal Date	Name of Purchaser	Number of Shares of Stock	Con- sideration	Par Value	Actual Cost	Prior Year Book/ Adjusted Carrying Value	Unrealized Valuation Increase/ Decrease	Current Year's (Amor- tization)/ Accretion	Current Year's Other- Than- Temporary Impairment Recognized	Total Change in Book/ Adjusted Carrying Value (11+12-13)	Total Foreign Exchange Change in Book/ Adjusted Carrying Value	Book/ Adjusted Carrying Value at Disposal Date	Foreign Exchange Gain (Loss) on Disposal	Realized Gain (Loss) on Disposal	Total Gain (Loss) on Disposal	Bond Interest/ Stock Dividends Received During Year	Stated Con- tractual Maturity Date
12667F-J4-8	COUNTRYWIDE ALTERNATIVE LOAN T CWALT 2004-30CB 2A3 5.750% 02/25/35		07/01/2021	Paydown		71,151	71,151	64,669	63,780		7,370		7,370		71,151				2,384	02/25/2035
12667F-J4-8	COUNTRYWIDE ALTERNATIVE LOAN T CWALT 2004-30CB 2A3 5.750% 02/25/35		08/01/2021	Paydown		2,222	2,327	2,115	2,086		136		136		2,222				89	02/25/2035
12667F-J4-8	COUNTRYWIDE ALTERNATIVE LOAN T CWALT 2004-30CB 2A3 5.750% 02/25/35		09/01/2021	Paydown		56,596	57,345	52,121	51,405		5,191		5,191		56,596				2,471	02/25/2035
12667F-J4-8	COUNTRYWIDE ALTERNATIVE LOAN T CWALT 2004-30CB 2A3 5.750% 02/25/35		10/01/2021	Paydown		34,881	34,952	31,768	31,331		3,550		3,550		34,881				1,674	02/25/2035
12667F-J4-8	COUNTRYWIDE ALTERNATIVE LOAN T CWALT 2004-30CB 2A3 5.750% 02/25/35		11/01/2021	Paydown		54,805	54,805	49,812	49,127		5,677		5,677		54,805				2,887	02/25/2035
12667F-J4-8	COUNTRYWIDE ALTERNATIVE LOAN T CWALT 2004-30CB 2A3 5.750% 02/25/35		12/01/2021	Paydown		21,191	26,867	24,420	24,084		(2,893)		(2,893)		21,191				1,544	02/25/2035
12667G-RF-2	COUNTRYWIDE ALT LN TR CWALT 2005-25T1 A5 5.750% 07/25/35		01/01/2021	Paydown		489	526	469	378		111		111		489				3	07/25/2035
12667G-RF-2	COUNTRYWIDE ALT LN TR CWALT 2005-25T1 A5 5.750% 07/25/35		02/01/2021	Paydown		574	575	512	413		161		161		574				6	07/25/2035
12667G-RF-2	COUNTRYWIDE ALT LN TR CWALT 2005-25T1 A5 5.750% 07/25/35		03/01/2021	Paydown		551	551	491	396		156		156		551				8	07/25/2035
12667G-RF-2	COUNTRYWIDE ALT LN TR CWALT 2005-25T1 A5 5.750% 07/25/35		04/01/2021	Paydown		29,677	29,663	26,419	21,293		8,384		8,384		29,677				569	07/25/2035
12667G-RF-2	COUNTRYWIDE ALT LN TR CWALT 2005-25T1 A5 5.750% 07/25/35		05/01/2021	Paydown		288	421	375	302		(14)		(14)		288				10	07/25/2035
12667G-RF-2	COUNTRYWIDE ALT LN TR CWALT 2005-25T1 A5 5.750% 07/25/35		06/01/2021	Paydown		11,445	10,562	9,407	7,582		3,863		3,863		11,445				349	07/25/2035
12667G-RF-2	COUNTRYWIDE ALT LN TR CWALT 2005-25T1 A5 5.750% 07/25/35		07/01/2021	Paydown		17,762	14,558	12,966	10,450		7,312		7,312		17,762				680	07/25/2035
12667G-RF-2	COUNTRYWIDE ALT LN TR CWALT 2005-25T1 A5 5.750% 07/25/35		08/01/2021	Paydown		4,318	5,306	4,726	3,809		509		509		4,318				201	07/25/2035
12667G-RF-2	COUNTRYWIDE ALT LN TR CWALT 2005-25T1 A5 5.750% 07/25/35		09/01/2021	Paydown			380	338	272		(272)		(272)						15	07/25/2035
12667G-RF-2	COUNTRYWIDE ALT LN TR CWALT 2005-25T1 A5 5.750% 07/25/35		10/01/2021	Paydown			311	277	223		(223)		(223)						13	07/25/2035
12667G-RF-2	COUNTRYWIDE ALT LN TR CWALT 2005-25T1 A5 5.750% 07/25/35		11/01/2021	Paydown			145	129	104		(104)		(104)						7	07/25/2035
12667G-RF-2	COUNTRYWIDE ALT LN TR CWALT 2005-25T1 A5 5.750% 07/25/35		12/01/2021	Paydown		23,415	23,547	20,972	16,903		6,512		6,512		23,415				1,344	07/25/2035
12668B-PS-6	COUNTRYWIDE ALTERNATIVE LOAN T CWALT 2006-4CB 1A6 6.000% 04/25/36		01/01/2021	Paydown		31	31	25	16		15		15		31					04/25/2036
12668B-PS-6	COUNTRYWIDE ALTERNATIVE LOAN T CWALT 2006-4CB 1A6 6.000% 04/25/36		02/01/2021	Paydown		3,043	3,043	2,410	1,589		1,454		1,454		3,043				30	04/25/2036
12668B-PS-6	COUNTRYWIDE ALTERNATIVE LOAN T CWALT 2006-4CB 1A6 6.000% 04/25/36		03/01/2021	Paydown		2,320	2,354	1,865	1,229		1,090		1,090		2,320				35	04/25/2036
12668B-PS-6	COUNTRYWIDE ALTERNATIVE LOAN T CWALT 2006-4CB 1A6 6.000% 04/25/36		04/01/2021	Paydown		13,403	13,516	10,705	7,057		6,345		6,345		13,403				270	04/25/2036
12668B-PS-6	COUNTRYWIDE ALTERNATIVE LOAN T CWALT 2006-4CB 1A6 6.000% 04/25/36		05/01/2021	Paydown		4,977	4,977	3,942	2,599		2,378		2,378		4,977				124	04/25/2036
12668B-PS-6	COUNTRYWIDE ALTERNATIVE LOAN T CWALT 2006-4CB 1A6 6.000% 04/25/36		06/01/2021	Paydown		6,104	7,933	6,283	4,142		1,962		1,962		6,104				238	04/25/2036
12668B-PS-6	COUNTRYWIDE ALTERNATIVE LOAN T CWALT 2006-4CB 1A6 6.000% 04/25/36		07/01/2021	Paydown		416	660	522	344		72		72		416				23	04/25/2036
12668B-PS-6	COUNTRYWIDE ALTERNATIVE LOAN T CWALT 2006-4CB 1A6 6.000% 04/25/36		08/01/2021	Paydown		2,424	3,067	2,429	1,601		823		823		2,424				123	04/25/2036
12668B-PS-6	COUNTRYWIDE ALTERNATIVE LOAN T CWALT 2006-4CB 1A6 6.000% 04/25/36		09/01/2021	Paydown		4,843	4,448	3,523	2,322		2,520		2,520		4,843				233	04/25/2036
12668B-PS-6	COUNTRYWIDE ALTERNATIVE LOAN T CWALT 2006-4CB 1A6 6.000% 04/25/36		10/01/2021	Paydown		6,213	6,285	4,978	3,282		2,931		2,931		6,213				314	04/25/2036
12668B-PS-6	COUNTRYWIDE ALTERNATIVE LOAN T CWALT 2006-4CB 1A6 6.000% 04/25/36		11/01/2021	Paydown		2,513	2,019	1,599	1,054		1,458		1,458		2,513				162	04/25/2036



ANNUAL STATEMENT FOR THE YEAR 2021 OF THE AMERICAN EQUITY INVESTMENT LIFE INSURANCE COMPANY OF NEW YORK

SCHEDULE D - PART 4

Showing All Long-Term Bonds and Stocks SOLD, REDEEMED or Otherwise DISPOSED OF During Current Year

1	2	3	4	5	6	7	8	9	10	Change In Book/Adjusted Carrying Value					16	17	18	19	20	21
										11	12	13	14	15						
CUSIP Identi- fication	Description	For- eign	Disposal Date	Name of Purchaser	Number of Shares of Stock	Con- sideration	Par Value	Actual Cost	Prior Year Book/ Adjusted Carrying Value	Unrealized Valuation Increase/ Decrease	Current Year's (Amor- tization)/ Accretion	Current Year's Other- Than- Temporary Impairment Recognized	Total Change in Book/ Adjusted Carrying Value (11+12-13)	Total Foreign Exchange Change in Book/ Adjusted Carrying Value	Book/ Adjusted Carrying Value at Disposal Date	Foreign Exchange Gain (Loss) on Disposal	Realized Gain (Loss) on Disposal	Total Gain (Loss) on Disposal	Bond Interest/ Stock Dividends Received During Year	Stated Con- tractual Maturity Date
12668B-PS-6	COUNTRYWIDE ALTERNATIVE LOAN T CWALT 2006-4CB 1A6 6.000% 04/25/36		12/01/2021	Paydown		5,675	6,158	4,878	3,216		2,459		2,459		5,675				368	04/25/2036
12668B-VB-6	COUNTRYWIDE ALTERNATIVE LOAN T CWALT 2006-9T1 A2 5.750% 05/25/36		01/01/2021	Paydown		9,744	8,041	6,191	3,979		5,765		5,765		9,744				47	05/25/2036
12668B-VB-6	COUNTRYWIDE ALTERNATIVE LOAN T CWALT 2006-9T1 A2 5.750% 05/25/36		02/01/2021	Paydown		2,276	2,041	1,571	1,010		1,266		1,266		2,276				23	05/25/2036
12668B-VB-6	COUNTRYWIDE ALTERNATIVE LOAN T CWALT 2006-9T1 A2 5.750% 05/25/36		03/01/2021	Paydown			79	61	39		(39)		(39)						1	05/25/2036
12668B-VB-6	COUNTRYWIDE ALTERNATIVE LOAN T CWALT 2006-9T1 A2 5.750% 05/25/36		04/01/2021	Paydown		21,161	20,539	15,812	10,163		10,998		10,998		21,161				412	05/25/2036
12668B-VB-6	COUNTRYWIDE ALTERNATIVE LOAN T CWALT 2006-9T1 A2 5.750% 05/25/36		05/01/2021	Paydown		3,999	4,012	3,089	1,985		2,014		2,014		3,999				96	05/25/2036
12668B-VB-6	COUNTRYWIDE ALTERNATIVE LOAN T CWALT 2006-9T1 A2 5.750% 05/25/36		07/01/2021	Paydown			61	47	30		(30)		(30)						2	05/25/2036
12668B-VB-6	COUNTRYWIDE ALTERNATIVE LOAN T CWALT 2006-9T1 A2 5.750% 05/25/36		08/01/2021	Paydown		2,394	2,821	2,172	1,396		998		998		2,394				108	05/25/2036
12668B-VB-6	COUNTRYWIDE ALTERNATIVE LOAN T CWALT 2006-9T1 A2 5.750% 05/25/36		09/01/2021	Paydown		3,659	4,473	3,444	2,214		1,446		1,446		3,659				193	05/25/2036
12668B-VB-6	COUNTRYWIDE ALTERNATIVE LOAN T CWALT 2006-9T1 A2 5.750% 05/25/36		10/01/2021	Paydown		11,785	10,496	8,081	5,194		6,591		6,591		11,785				615	05/25/2036
12668B-VB-6	COUNTRYWIDE ALTERNATIVE LOAN T CWALT 2006-9T1 A2 5.750% 05/25/36		11/01/2021	Paydown		1,433	2,629	2,024	1,301		132		132		1,433				138	05/25/2036
12668B-VB-6	COUNTRYWIDE ALTERNATIVE LOAN T CWALT 2006-9T1 A2 5.750% 05/25/36		12/01/2021	Paydown		264	265	204	131		133		133		264				15	05/25/2036
16163H-AQ-4	CHASE MORTGAGE FINANCE CORP CHASE 2007-S3 1A15 6.000% 05/25/37		01/01/2021	Paydown		16,341	15,460	12,133	9,507		6,834		6,834		16,341				82	05/25/2037
16163H-AQ-4	CHASE MORTGAGE FINANCE CORP CHASE 2007-S3 1A15 6.000% 05/25/37		02/01/2021	Paydown		1,412	1,735	1,362	1,067		345		345		1,412				17	05/25/2037
16163H-AQ-4	CHASE MORTGAGE FINANCE CORP CHASE 2007-S3 1A15 6.000% 05/25/37		03/01/2021	Paydown		666	4,371	3,430	2,688		(2,022)		(2,022)		666				66	05/25/2037
16163H-AQ-4	CHASE MORTGAGE FINANCE CORP CHASE 2007-S3 1A15 6.000% 05/25/37		04/01/2021	Paydown		5,455	5,813	4,563	3,575		1,880		1,880		5,455				116	05/25/2037
16163H-AQ-4	CHASE MORTGAGE FINANCE CORP CHASE 2007-S3 1A15 6.000% 05/25/37		05/01/2021	Paydown		7,467	7,171	5,628	4,410		3,058		3,058		7,467				192	05/25/2037
16163H-AQ-4	CHASE MORTGAGE FINANCE CORP CHASE 2007-S3 1A15 6.000% 05/25/37		06/01/2021	Paydown		7,215	7,372	5,786	4,533		2,682		2,682		7,215				221	05/25/2037
16163H-AQ-4	CHASE MORTGAGE FINANCE CORP CHASE 2007-S3 1A15 6.000% 05/25/37		07/01/2021	Paydown		10,185	9,691	7,606	5,959		4,225		4,225		10,185				370	05/25/2037
16163H-AQ-4	CHASE MORTGAGE FINANCE CORP CHASE 2007-S3 1A15 6.000% 05/25/37		08/01/2021	Paydown		2,037	1,687	1,324	1,037		1,000		1,000		2,037				93	05/25/2037
16163H-AQ-4	CHASE MORTGAGE FINANCE CORP CHASE 2007-S3 1A15 6.000% 05/25/37		09/01/2021	Paydown		8,134	8,664	6,800	5,328		2,806		2,806		8,134				389	05/25/2037
16163H-AQ-4	CHASE MORTGAGE FINANCE CORP CHASE 2007-S3 1A15 6.000% 05/25/37		10/01/2021	Paydown		12,057	11,426	8,967	7,026		5,030		5,030		12,057				629	05/25/2037
16163H-AQ-4	CHASE MORTGAGE FINANCE CORP CHASE 2007-S3 1A15 6.000% 05/25/37		11/01/2021	Paydown		10,811	10,115	7,939	6,220		4,591		4,591		10,811				626	05/25/2037
16163H-AQ-4	CHASE MORTGAGE FINANCE CORP CHASE 2007-S3 1A15 6.000% 05/25/37		12/01/2021	Paydown		7,010	6,922	5,432	4,256		2,753		2,753		7,010				423	05/25/2037
224044-BW-6	COX COMMUNICATIONS INC COXENT 3 1/4 12/15/22 3.250% 12/15/22		06/01/2021	Call	104.4585	783,438	750,000	761,535	752,571		(535)		(535)		752,036		(2,036)	(2,036)	44,543	12/15/2022
247367-BH-7	DELTA AIR LINES DAL 6.821 08/10/22 6.821% 08/10/22		02/10/2021	Redemption	100.0000	14,777	14,777	14,925	14,808		(31)		(31)		14,777				504	08/10/2022
247367-BH-7	DELTA AIR LINES DAL 6.821 08/10/22 6.821% 08/10/22		06/09/2021	Call	106.5868	179,578	168,481	170,166	168,837		(91)		(91)		168,746		(265)	(265)	20,642	08/10/2022
26208D-AF-3	DRIVE AUTO RECEIVABLES TRUST DRIVE 2017-BA D 3.720% 10/17/22		01/15/2021	Paydown		17,909	17,909	17,908	17,909						17,909				56	10/17/2022
26208D-AF-3	DRIVE AUTO RECEIVABLES TRUST DRIVE 2017-BA D 3.720% 10/17/22		02/16/2021	Call	100.0000	9,829	9,829	9,828	9,829						9,829				61	10/17/2022

ANNUAL STATEMENT FOR THE YEAR 2021 OF THE AMERICAN EQUITY INVESTMENT LIFE INSURANCE COMPANY OF NEW YORK

SCHEDULE D - PART 4

Showing All Long-Term Bonds and Stocks SOLD, REDEEMED or Otherwise DISPOSED OF During Current Year

1	2	3	4	5	6	7	8	9	10	Change In Book/Adjusted Carrying Value					16	17	18	19	20	21
										11	12	13	14	15						
CUSIP Identi- fication	Description	For- eign	Disposal Date	Name of Purchaser	Number of Shares of Stock	Con- sideration	Par Value	Actual Cost	Prior Year Book/ Adjusted Carrying Value	Unrealized Valuation Increase/ Decrease	Current Year's (Amor- tization)/ Accretion	Current Year's Other- Than- Temporary Impairment Recognized	Total Change in Book/ Adjusted Carrying Value (11+12-13)	Total Foreign Exchange Change in Book/ Adjusted Carrying Value	Book/ Adjusted Carrying Value at Disposal Date	Foreign Exchange Gain (Loss) on Disposal	Realized Gain (Loss) on Disposal	Total Gain (Loss) on Disposal	Bond Interest/ Stock Dividends Received During Year	Stated Con- tractual Maturity Date
26208J-AG-8	DRIVE AUTO RECEIVABLES TRUST SERIES 20182 CLASS D 4.140% 08/15/24		01/23/2021	Paydown		17,546	17,546	17,544	17,544		1		1		17,546				.61	08/15/2024
26208J-AG-8	DRIVE AUTO RECEIVABLES TRUST SERIES 20182 CLASS D 4.140% 08/15/24		02/23/2021	Paydown		32,037	32,037	32,033	32,035		2		2		32,037				.221	08/15/2024
26208J-AG-8	DRIVE AUTO RECEIVABLES TRUST SERIES 20182 CLASS D 4.140% 08/15/24		03/23/2021	Paydown		27,436	27,436	27,433	27,434		2		2		27,436				.284	08/15/2024
26208J-AG-8	DRIVE AUTO RECEIVABLES TRUST SERIES 20182 CLASS D 4.140% 08/15/24		04/23/2021	Paydown		35,542	35,542	35,538	35,540		3		3		35,542				.490	08/15/2024
26208J-AG-8	DRIVE AUTO RECEIVABLES TRUST SERIES 20182 CLASS D 4.140% 08/15/24		05/23/2021	Paydown		32,861	32,861	32,857	32,859		2		2		32,861				.567	08/15/2024
26208J-AG-8	DRIVE AUTO RECEIVABLES TRUST SERIES 20182 CLASS D 4.140% 08/15/24		06/23/2021	Paydown		28,691	28,691	28,687	28,688		2		2		28,691				.594	08/15/2024
26208J-AG-8	DRIVE AUTO RECEIVABLES TRUST SERIES 20182 CLASS D 4.140% 08/15/24		07/23/2021	Paydown		28,175	28,175	28,172	28,173		2		2		28,175				.680	08/15/2024
26208J-AG-8	DRIVE AUTO RECEIVABLES TRUST SERIES 20182 CLASS D 4.140% 08/15/24		08/23/2021	Paydown		27,125	27,125	27,122	27,123		2		2		27,125				.749	08/15/2024
26208J-AG-8	DRIVE AUTO RECEIVABLES TRUST SERIES 20182 CLASS D 4.140% 08/15/24		09/23/2021	Paydown		25,489	25,489	25,486	25,487		2		2		25,489				.791	08/15/2024
26208J-AG-8	DRIVE AUTO RECEIVABLES TRUST SERIES 20182 CLASS D 4.140% 08/15/24		10/23/2021	Paydown		24,532	24,532	24,529	24,531		2		2		24,532				.846	08/15/2024
26208J-AG-8	DRIVE AUTO RECEIVABLES TRUST SERIES 20182 CLASS D 4.140% 08/15/24		11/23/2021	Paydown		23,775	23,775	23,773	23,774		2		2		23,775				.902	08/15/2024
26208J-AG-8	DRIVE AUTO RECEIVABLES TRUST SERIES 20182 CLASS D 4.140% 08/15/24		12/23/2021	Paydown		22,496	22,496	22,493	22,494		2		2		22,496				.931	08/15/2024
26884T-AD-4	ERAC USA FINANCE LLC ENTERP 4 1/2 08/16/21 4.500% 08/16/21		08/16/2021	Maturity		900,000	900,000	926,046	902,003		(2,003)		(2,003)		900,000				40,500	08/16/2021
302491-AR-6	FMC CORP FMC 3.95 02/01/22 3.950% 02/01/22		12/22/2021	Call	100.0000	750,000	750,000	746,805	749,606		354		354		749,960		40	40	41,228	02/01/2022
36242D-VE-0	GSR MORTGAGE LOAN TRUST GSR 2005-1F 2A2 6.000% 02/25/35		01/01/2021	Paydown		11,738	11,738	11,804	11,739		(1)		(1)		11,738				.59	02/25/2035
36242D-VE-0	GSR MORTGAGE LOAN TRUST GSR 2005-1F 2A2 6.000% 02/25/35		02/01/2021	Paydown		630	630	633	630						630				.6	02/25/2035
36242D-VE-0	GSR MORTGAGE LOAN TRUST GSR 2005-1F 2A2 6.000% 02/25/35		03/01/2021	Paydown		33,178	33,178	33,365	33,182		(3)		(3)		33,178				.498	02/25/2035
36242D-VE-0	GSR MORTGAGE LOAN TRUST GSR 2005-1F 2A2 6.000% 02/25/35		04/01/2021	Paydown		6,876	6,876	6,914	6,876		(1)		(1)		6,876				.138	02/25/2035
36242D-VE-0	GSR MORTGAGE LOAN TRUST GSR 2005-1F 2A2 6.000% 02/25/35		05/01/2021	Paydown		21	21	21	21						21				.1	02/25/2035
36242D-VE-0	GSR MORTGAGE LOAN TRUST GSR 2005-1F 2A2 6.000% 02/25/35		06/01/2021	Paydown		117	117	117	117						117				.3	02/25/2035
36242D-VE-0	GSR MORTGAGE LOAN TRUST GSR 2005-1F 2A2 6.000% 02/25/35		07/01/2021	Paydown		5,420	14,492	14,574	14,494		(9,073)		(9,073)		5,420				.507	02/25/2035
36242D-VE-0	GSR MORTGAGE LOAN TRUST GSR 2005-1F 2A2 6.000% 02/25/35		08/01/2021	Paydown		12,499	12,678	12,750	12,680		(181)		(181)		12,499				.507	02/25/2035
36242D-VE-0	GSR MORTGAGE LOAN TRUST GSR 2005-1F 2A2 6.000% 02/25/35		09/01/2021	Paydown			(7)	(7)	(7)		7		7							02/25/2035
36242D-VE-0	GSR MORTGAGE LOAN TRUST GSR 2005-1F 2A2 6.000% 02/25/35		10/01/2021	Paydown		4,376	4,310	4,334	4,310		.66		.66		4,376				.222	02/25/2035
36242D-VE-0	GSR MORTGAGE LOAN TRUST GSR 2005-1F 2A2 6.000% 02/25/35		11/01/2021	Paydown		5,040	5,050	5,079	5,051		(11)		(11)		5,040				.278	02/25/2035
36242D-VE-0	GSR MORTGAGE LOAN TRUST GSR 2005-1F 2A2 6.000% 02/25/35		12/01/2021	Paydown		10,051	10,051	10,108	10,052		(1)		(1)		10,051				.603	02/25/2035
36258F-AA-7	GS Mortgage-Backed Securities SERIES 2020PJ1 CLASS A1 3.500% 05/25/50		01/01/2021	Paydown		23,702	23,702	24,268	24,253		(552)		(552)		23,702				.69	05/25/2050
36258F-AA-7	GS Mortgage-Backed Securities SERIES 2020PJ1 CLASS A1 3.500% 05/25/50		02/01/2021	Paydown		42,273	42,273	43,284	43,257		(984)		(984)		42,273				.247	05/25/2050
36258F-AA-7	GS Mortgage-Backed Securities SERIES 2020PJ1 CLASS A1 3.500% 05/25/50		03/01/2021	Paydown		18,706	18,706	19,153	19,141		(435)		(435)		18,706				.164	05/25/2050

ANNUAL STATEMENT FOR THE YEAR 2021 OF THE AMERICAN EQUITY INVESTMENT LIFE INSURANCE COMPANY OF NEW YORK

SCHEDULE D - PART 4

Showing All Long-Term Bonds and Stocks SOLD, REDEEMED or Otherwise DISPOSED OF During Current Year

1	2	3	4	5	6	7	8	9	10	Change In Book/Adjusted Carrying Value					16	17	18	19	20	21
										11	12	13	14	15						
CUSIP Identi- fication	Description	For- eign	Disposal Date	Name of Purchaser	Number of Shares of Stock	Con- sideration	Par Value	Actual Cost	Prior Year Book/ Adjusted Carrying Value	Unrealized Valuation Increase/ Decrease	Current Year's (Amor- tization)/ Accretion	Current Year's Other- Than- Temporary Impairment Recognized	Total Change in Book/ Adjusted Carrying Value (11+12-13)	Total Foreign Exchange Change in Book/ Adjusted Carrying Value	Book/ Adjusted Carrying Value at Disposal Date	Foreign Exchange Gain (Loss) on Disposal	Realized Gain (Loss) on Disposal	Total Gain (Loss) on Disposal	Bond Interest/ Stock Dividends Received During Year	Stated Con- tractual Maturity Date
36258F-AA-7	GS Mortgage-Backed Securities SERIES 2020PJ1 CLASS A1 3.500% 05/25/50		04/01/2021	Paydown		21,046	21,046	21,549	21,536		(490)		(490)		21,046				246	05/25/2050
36258F-AA-7	GS Mortgage-Backed Securities SERIES 2020PJ1 CLASS A1 3.500% 05/25/50		05/01/2021	Paydown		16,901	16,901	17,305	17,295		(393)		(393)		16,901				247	05/25/2050
36258F-AA-7	GS Mortgage-Backed Securities SERIES 2020PJ1 CLASS A1 3.500% 05/25/50		06/01/2021	Paydown		13,777	13,777	14,106	14,098		(321)		(321)		13,777				241	05/25/2050
36258F-AA-7	GS Mortgage-Backed Securities SERIES 2020PJ1 CLASS A1 3.500% 05/25/50		07/01/2021	Paydown		13,751	13,751	14,080	14,071		(320)		(320)		13,751				281	05/25/2050
36258F-AA-7	GS Mortgage-Backed Securities SERIES 2020PJ1 CLASS A1 3.500% 05/25/50		08/01/2021	Paydown		3,406	3,406	3,488	3,486		(79)		(79)		3,406				80	05/25/2050
36258F-AA-7	GS Mortgage-Backed Securities SERIES 2020PJ1 CLASS A1 3.500% 05/25/50		09/01/2021	Paydown		14,378	14,378	14,721	14,712		(335)		(335)		14,378				377	05/25/2050
36258F-AA-7	GS Mortgage-Backed Securities SERIES 2020PJ1 CLASS A1 3.500% 05/25/50		10/01/2021	Paydown		11,108	11,108	11,373	11,366		(259)		(259)		11,108				324	05/25/2050
36258F-AA-7	GS Mortgage-Backed Securities SERIES 2020PJ1 CLASS A1 3.500% 05/25/50		11/01/2021	Paydown		7,081	7,081	7,250	7,246		(165)		(165)		7,081				227	05/25/2050
36258F-AA-7	GS Mortgage-Backed Securities SERIES 2020PJ1 CLASS A1 3.500% 05/25/50		12/01/2021	Paydown		11,320	11,320	11,590	11,583		(263)		(263)		11,320				396	05/25/2050
36262D-AA-6	GS Mortgage-Backed Securities SERIES 2020PJ2 CLASS A1 3.500% 07/25/50		01/01/2021	Paydown		40,012	40,012	40,937	40,914		(902)		(902)		40,012				117	07/25/2050
36262D-AA-6	GS Mortgage-Backed Securities SERIES 2020PJ2 CLASS A1 3.500% 07/25/50		02/01/2021	Paydown		64,366	64,366	65,855	65,817		(1,451)		(1,451)		64,366				375	07/25/2050
36262D-AA-6	GS Mortgage-Backed Securities SERIES 2020PJ2 CLASS A1 3.500% 07/25/50		03/01/2021	Paydown		44,583	44,583	45,614	45,587		(1,005)		(1,005)		44,583				390	07/25/2050
36262D-AA-6	GS Mortgage-Backed Securities SERIES 2020PJ2 CLASS A1 3.500% 07/25/50		04/01/2021	Paydown		36,173	36,173	37,009	36,988		(815)		(815)		36,173				422	07/25/2050
36262D-AA-6	GS Mortgage-Backed Securities SERIES 2020PJ2 CLASS A1 3.500% 07/25/50		05/01/2021	Paydown		21,702	21,702	22,203	22,191		(489)		(489)		21,702				317	07/25/2050
36262D-AA-6	GS Mortgage-Backed Securities SERIES 2020PJ2 CLASS A1 3.500% 07/25/50		06/01/2021	Paydown		22,492	22,492	23,012	22,999		(507)		(507)		22,492				394	07/25/2050
36262D-AA-6	GS Mortgage-Backed Securities SERIES 2020PJ2 CLASS A1 3.500% 07/25/50		07/01/2021	Paydown		12,972	12,972	13,272	13,265		(292)		(292)		12,972				265	07/25/2050
36262D-AA-6	GS Mortgage-Backed Securities SERIES 2020PJ2 CLASS A1 3.500% 07/25/50		08/01/2021	Paydown		19,705	19,705	20,160	20,149		(444)		(444)		19,705				460	07/25/2050
36262D-AA-6	GS Mortgage-Backed Securities SERIES 2020PJ2 CLASS A1 3.500% 07/25/50		09/01/2021	Paydown		12,562	12,562	12,852	12,845		(283)		(283)		12,562				330	07/25/2050
36262D-AA-6	GS Mortgage-Backed Securities SERIES 2020PJ2 CLASS A1 3.500% 07/25/50		10/01/2021	Paydown		14,151	14,151	14,479	14,470		(319)		(319)		14,151				413	07/25/2050
36262D-AA-6	GS Mortgage-Backed Securities SERIES 2020PJ2 CLASS A1 3.500% 07/25/50		11/01/2021	Paydown		18,298	18,298	18,721	18,710		(412)		(412)		18,298				587	07/25/2050
36262D-AA-6	GS Mortgage-Backed Securities SERIES 2020PJ2 CLASS A1 3.500% 07/25/50		12/01/2021	Paydown		11,619	11,619	11,888	11,881		(262)		(262)		11,619				407	07/25/2050
375558-AQ-6	GILEAD SCIENCES INC GILD 4 1/2 04/01/21 4.500% 04/01/21		01/01/2021	Call	100.0000	(1,000,000)	(1,000,000)	(1,026,525)	(1,003,448)						(1,003,448)		3,448	3,448		04/01/2021
375558-AQ-6	GILEAD SCIENCES INC GILD 4 1/2 04/01/21 4.500% 04/01/21		01/04/2021	Call	100.0000	1,000,000	1,000,000	1,026,525	1,003,448		(3,448)		(3,448)		1,000,000				11,250	04/01/2021
39121J-AE-0	GREAT RIVER ENERGY GRRIVE 6.254 07/01/38 6.254% 07/01/38		07/01/2021	Redemption	100.0000	18,625	18,625	18,578	18,601		24		24		18,625				1,165	07/01/2038
39121J-AH-3	GREAT RIVER ENERGY GRRIVE 4.478 07/01/30 4.478% 07/01/30		07/01/2021	Call	100.0000	27,000	27,000	25,564	26,134		36		36		26,170		830	830	1,209	07/01/2030
428041-BA-4	HERTZ FLEET LEASE FUNDING LLC HFLF 2017-1 D 3.690% 04/10/31		04/12/2021	Call	100.0000	500,000	500,000	499,952	500,000						500,000				6,150	04/10/2031
45167R-AF-1	IDEX CORP IEX 4.2 12/15/21 4.200% 12/15/21		06/16/2021	Call	101.8910	509,455	500,000	507,990	500,714		(445)		(445)		500,269		(269)	(269)	20,013	12/15/2021
45660L-NQ-8	RESIDENTIAL ASSET SECURITIZATI RAST 2005-A7 A3 5.500% 06/25/35		01/01/2021	Paydown		1,970	2,986	2,841	2,691		(721)		(721)		1,970				16	06/25/2035
45660L-NQ-8	RESIDENTIAL ASSET SECURITIZATI RAST 2005-A7 A3 5.500% 06/25/35		02/01/2021	Paydown		1,898	1,898	1,806	1,711		188		188		1,898				19	06/25/2035

ANNUAL STATEMENT FOR THE YEAR 2021 OF THE AMERICAN EQUITY INVESTMENT LIFE INSURANCE COMPANY OF NEW YORK

SCHEDULE D - PART 4

Showing All Long-Term Bonds and Stocks SOLD, REDEEMED or Otherwise DISPOSED OF During Current Year

1	2	3	4	5	6	7	8	9	10	Change In Book/Adjusted Carrying Value					16	17	18	19	20	21
										11	12	13	14	15						
CUSIP Identifi- cation	Description	For- eign	Disposal Date	Name of Purchaser	Number of Shares of Stock	Con- sideration	Par Value	Actual Cost	Prior Year Book/ Adjusted Carrying Value	Unrealized Valuation Increase/ Decrease	Current Year's (Amor- tization)/ Accretion	Current Year's Other- Than- Temporary Impairment Recognized	Total Change in Book/ Adjusted Carrying Value (11+12-13)	Total Foreign Exchange Change in Book/ Adjusted Carrying Value	Book/ Adjusted Carrying Value at Disposal Date	Foreign Exchange Gain (Loss) on Disposal	Realized Gain (Loss) on Disposal	Total Gain (Loss) on Disposal	Bond Interest/ Stock Dividends Received During Year	Stated Con- tractual Maturity Date
45660L-NQ-8	RESIDENTIAL ASSET SECURITIZATI RAST 2005-A7 A3 5.500% 06/25/35		03/01/2021	Paydown		2,344	2,344	2,230	2,112		232		232		2,344				34	06/25/2035
45660L-NQ-8	RESIDENTIAL ASSET SECURITIZATI RAST 2005-A7 A3 5.500% 06/25/35		04/01/2021	Paydown		2,080	484	460	436		1,644		1,644		2,080				62	06/25/2035
45660L-NQ-8	RESIDENTIAL ASSET SECURITIZATI RAST 2005-A7 A3 5.500% 06/25/35		05/01/2021	Paydown		1,677	1,677	1,595	1,511		166		166		1,677				39	06/25/2035
45660L-NQ-8	RESIDENTIAL ASSET SECURITIZATI RAST 2005-A7 A3 5.500% 06/25/35		07/01/2021	Paydown		130,728	167,519	159,360	150,953		(20,226)		(20,226)		130,728				5,445	06/25/2035
45660L-NQ-8	RESIDENTIAL ASSET SECURITIZATI RAST 2005-A7 A3 5.500% 06/25/35		07/02/2021	Paydown																06/25/2035
46591K-AC-7	JP MORGAN MORTGAGE TRUST SERIES 20198 CLASS A3 3.500% 03/25/50		01/01/2021	Paydown		29,385	29,385	29,766	29,760		(375)		(375)		29,385				86	03/25/2050
46591K-AC-7	JP MORGAN MORTGAGE TRUST SERIES 20198 CLASS A3 3.500% 03/25/50		02/01/2021	Paydown		31,374	31,374	31,780	31,774		(401)		(401)		31,374				183	03/25/2050
46591K-AC-7	JP MORGAN MORTGAGE TRUST SERIES 20198 CLASS A3 3.500% 03/25/50		03/01/2021	Paydown		21,047	21,047	21,320	21,316		(269)		(269)		21,047				184	03/25/2050
46591K-AC-7	JP MORGAN MORTGAGE TRUST SERIES 20198 CLASS A3 3.500% 03/25/50		04/01/2021	Paydown		32,143	32,143	32,560	32,553		(410)		(410)		32,143				375	03/25/2050
46591K-AC-7	JP MORGAN MORTGAGE TRUST SERIES 20198 CLASS A3 3.500% 03/25/50		05/01/2021	Paydown		22,001	22,001	22,286	22,281		(281)		(281)		22,001				321	03/25/2050
46591K-AC-7	JP MORGAN MORTGAGE TRUST SERIES 20198 CLASS A3 3.500% 03/25/50		06/01/2021	Paydown		25,774	25,774	26,109	26,103		(329)		(329)		25,774				451	03/25/2050
46591K-AC-7	JP MORGAN MORTGAGE TRUST SERIES 20198 CLASS A3 3.500% 03/25/50		07/01/2021	Paydown		13,164	13,164	13,335	13,332		(168)		(168)		13,164				269	03/25/2050
46591K-AC-7	JP MORGAN MORTGAGE TRUST SERIES 20198 CLASS A3 3.500% 03/25/50		08/01/2021	Paydown		8,713	8,713	8,826	8,824		(111)		(111)		8,713				203	03/25/2050
46591K-AC-7	JP MORGAN MORTGAGE TRUST SERIES 20198 CLASS A3 3.500% 03/25/50		09/01/2021	Paydown		16,057	16,057	16,265	16,262		(205)		(205)		16,057				421	03/25/2050
46591K-AC-7	JP MORGAN MORTGAGE TRUST SERIES 20198 CLASS A3 3.500% 03/25/50		10/01/2021	Paydown		15,252	15,252	15,449	15,446		(195)		(195)		15,252				445	03/25/2050
46591K-AC-7	JP MORGAN MORTGAGE TRUST SERIES 20198 CLASS A3 3.500% 03/25/50		11/01/2021	Paydown		12,742	12,742	12,907	12,905		(163)		(163)		12,742				409	03/25/2050
46591K-AC-7	JP MORGAN MORTGAGE TRUST SERIES 20198 CLASS A3 3.500% 03/25/50		12/01/2021	Paydown		9,690	9,690	9,815	9,813		(124)		(124)		9,690				339	03/25/2050
46591T-AC-8	JP MORGAN MORTGAGE TRUST SERIES 20202 CLASS A3 3.500% 07/25/50		01/01/2021	Paydown		31,927	31,927	32,680	32,662		(736)		(736)		31,927				93	07/25/2050
46591T-AC-8	JP MORGAN MORTGAGE TRUST SERIES 20202 CLASS A3 3.500% 07/25/50		02/01/2021	Paydown		31,822	31,822	32,573	32,556		(733)		(733)		31,822				186	07/25/2050
46591T-AC-8	JP MORGAN MORTGAGE TRUST SERIES 20202 CLASS A3 3.500% 07/25/50		03/01/2021	Paydown		43,915	43,915	44,951	44,927		(1,012)		(1,012)		43,915				384	07/25/2050
46591T-AC-8	JP MORGAN MORTGAGE TRUST SERIES 20202 CLASS A3 3.500% 07/25/50		04/01/2021	Paydown		36,775	36,775	37,643	37,623		(847)		(847)		36,775				429	07/25/2050
46591T-AC-8	JP MORGAN MORTGAGE TRUST SERIES 20202 CLASS A3 3.500% 07/25/50		05/01/2021	Paydown		33,750	33,750	34,546	34,528		(778)		(778)		33,750				492	07/25/2050
46591T-AC-8	JP MORGAN MORTGAGE TRUST SERIES 20202 CLASS A3 3.500% 07/25/50		06/01/2021	Paydown		19,460	19,460	19,920	19,909		(448)		(448)		19,460				341	07/25/2050
46591T-AC-8	JP MORGAN MORTGAGE TRUST SERIES 20202 CLASS A3 3.500% 07/25/50		07/01/2021	Paydown		19,114	19,114	19,565	19,555		(440)		(440)		19,114				390	07/25/2050
46591T-AC-8	JP MORGAN MORTGAGE TRUST SERIES 20202 CLASS A3 3.500% 07/25/50		08/01/2021	Paydown		16,251	16,251	16,635	16,626		(375)		(375)		16,251				379	07/25/2050
46591T-AC-8	JP MORGAN MORTGAGE TRUST SERIES 20202 CLASS A3 3.500% 07/25/50		09/01/2021	Paydown		17,069	17,069	17,472	17,463		(393)		(393)		17,069				448	07/25/2050
46591T-AC-8	JP MORGAN MORTGAGE TRUST SERIES 20202 CLASS A3 3.500% 07/25/50		10/01/2021	Paydown		12,661	12,661	12,959	12,952		(292)		(292)		12,661				369	07/25/2050
46591T-AC-8	JP MORGAN MORTGAGE TRUST SERIES 20202 CLASS A3 3.500% 07/25/50		11/01/2021	Paydown		13,033	13,033	13,341	13,334		(300)		(300)		13,033				418	07/25/2050
46591T-AC-8	JP MORGAN MORTGAGE TRUST SERIES 20202 CLASS A3 3.500% 07/25/50		12/01/2021	Paydown		9,321	9,321	9,540	9,535		(215)		(215)		9,321				326	07/25/2050

ANNUAL STATEMENT FOR THE YEAR 2021 OF THE AMERICAN EQUITY INVESTMENT LIFE INSURANCE COMPANY OF NEW YORK

SCHEDULE D - PART 4

Showing All Long-Term Bonds and Stocks SOLD, REDEEMED or Otherwise DISPOSED OF During Current Year

1	2	3	4	5	6	7	8	9	10	Change In Book/Adjusted Carrying Value					16	17	18	19	20	21
										11	12	13	14	15						
CUSIP Identi- fication	Description	For- eign	Disposal Date	Name of Purchaser	Number of Shares of Stock	Con- sideration	Par Value	Actual Cost	Prior Year Book/ Adjusted Carrying Value	Unrealized Valuation Increase/ Decrease	Current Year's (Amor- tization)/ Accretion	Current Year's Other- Than- Temporary Impairment Recognized	Total Change in Book/ Adjusted Carrying Value (11+12-13)	Total Foreign Exchange Change in Book/ Adjusted Carrying Value	Book/ Adjusted Carrying Value at Disposal Date	Foreign Exchange Gain (Loss) on Disposal	Realized Gain (Loss) on Disposal	Total Gain (Loss) on Disposal	Bond Interest/ Stock Dividends Received During Year	Stated Con- tractual Maturity Date
48125X-RL-2	JPMORGAN CHASE & CO JPM 5.15% 05/26/26		05/26/2021	Redemption		1,000,000	1,000,000	1,000,000	1,000,331		(331)		(331)		1,000,000				25,750	05/26/2026
487312-AA-8	KEENAN FT DETRICK ENERGY KEENAN 6.093% 05/15/33		05/15/2021	Redemption		1,420	1,420	1,384	1,398		22		22		1,420				43	05/15/2033
487312-AA-8	KEENAN FT DETRICK ENERGY KEENAN 6.093% 05/15/33		11/15/2021	Redemption		1,463	1,463	1,426	1,440		22		22		1,463				89	05/15/2033
50540R-AL-6	LABORATORY CORPORATION OF AMER LH 3 3/4% 08/23/22		06/11/2021	Call	104.0680	1,040,680	1,000,000	1,019,680	1,003,276		(1,015)		(1,015)		1,002,260		(2,260)	(2,260)	70,680	08/23/2022
56585A-AD-4	MARATHON PETROLEUM CORP MPC 5 1/8% 03/01/21		03/01/2021	Maturity		750,000	750,000	770,723	750,457		(457)		(457)		750,000				19,219	03/01/2021
576434-V6-8	MASTR ALTERNATE LOAN TRUST MALT 2005-6 1A2 5.500% 12/25/35		01/01/2021	Paydown		4,268	4,307	3,889	3,875		393		393		4,268				20	12/25/2035
576434-V6-8	MASTR ALTERNATE LOAN TRUST MALT 2005-6 1A2 5.500% 12/25/35		02/01/2021	Paydown		1,718	1,719	1,553	1,547		170		170		1,718				16	12/25/2035
576434-V6-8	MASTR ALTERNATE LOAN TRUST MALT 2005-6 1A2 5.500% 12/25/35		03/01/2021	Paydown		3,867	3,980	3,594	3,582		286		286		3,867				55	12/25/2035
576434-V6-8	MASTR ALTERNATE LOAN TRUST MALT 2005-6 1A2 5.500% 12/25/35		04/01/2021	Paydown		5,721	5,724	5,168	5,150		571		571		5,721				105	12/25/2035
576434-V6-8	MASTR ALTERNATE LOAN TRUST MALT 2005-6 1A2 5.500% 12/25/35		05/01/2021	Paydown		3,266	3,358	3,032	3,022		244		244		3,266				77	12/25/2035
576434-V6-8	MASTR ALTERNATE LOAN TRUST MALT 2005-6 1A2 5.500% 12/25/35		06/01/2021	Paydown		3,477	3,477	3,140	3,129		347		347		3,477				96	12/25/2035
576434-V6-8	MASTR ALTERNATE LOAN TRUST MALT 2005-6 1A2 5.500% 12/25/35		07/01/2021	Paydown		1,720	1,868	1,687	1,681		39		39		1,720				60	12/25/2035
576434-V6-8	MASTR ALTERNATE LOAN TRUST MALT 2005-6 1A2 5.500% 12/25/35		08/01/2021	Paydown		2,052	2,275	2,054	2,047		5		5		2,052				83	12/25/2035
576434-V6-8	MASTR ALTERNATE LOAN TRUST MALT 2005-6 1A2 5.500% 12/25/35		09/01/2021	Paydown		1,594	1,597	1,442	1,437		157		157		1,594				66	12/25/2035
576434-V6-8	MASTR ALTERNATE LOAN TRUST MALT 2005-6 1A2 5.500% 12/25/35		10/01/2021	Paydown		2,224	2,225	2,009	2,002		222		222		2,224				102	12/25/2035
576434-V6-8	MASTR ALTERNATE LOAN TRUST MALT 2005-6 1A2 5.500% 12/25/35		11/01/2021	Paydown		1,092	1,422	1,284	1,280		(187)		(187)		1,092				72	12/25/2035
576434-V6-8	MASTR ALTERNATE LOAN TRUST MALT 2005-6 1A2 5.500% 12/25/35		12/01/2021	Paydown		2,177	2,179	1,968	1,961		216		216		2,177				120	12/25/2035
576434-YL-2	MASTR ALTERNATE LOAN TRUST MALT 2004-12 5A4 6.000% 12/25/34		01/01/2021	Paydown		11,412	11,412	11,728	11,481		(68)		(68)		11,412				57	12/25/2034
576434-YL-2	MASTR ALTERNATE LOAN TRUST MALT 2004-12 5A4 6.000% 12/25/34		02/01/2021	Paydown		20,542	20,542	21,110	20,665		(123)		(123)		20,542				205	12/25/2034
576434-YL-2	MASTR ALTERNATE LOAN TRUST MALT 2004-12 5A4 6.000% 12/25/34		03/01/2021	Paydown		117,380	117,380	120,624	118,084		(704)		(704)		117,380				1,761	12/25/2034
576434-YL-2	MASTR ALTERNATE LOAN TRUST MALT 2004-12 5A4 6.000% 12/25/34		04/01/2021	Paydown		13,949	13,949	14,335	14,033		(84)		(84)		13,949				279	12/25/2034
576434-YL-2	MASTR ALTERNATE LOAN TRUST MALT 2004-12 5A4 6.000% 12/25/34		05/01/2021	Paydown		14,720	14,720	15,127	14,808		(88)		(88)		14,720				368	12/25/2034
576434-YL-2	MASTR ALTERNATE LOAN TRUST MALT 2004-12 5A4 6.000% 12/25/34		06/01/2021	Paydown		24,295	24,295	24,967	24,441		(146)		(146)		24,295				729	12/25/2034
576434-YL-2	MASTR ALTERNATE LOAN TRUST MALT 2004-12 5A4 6.000% 12/25/34		07/01/2021	Paydown		11,673	11,673	11,996	11,743		(70)		(70)		11,673				409	12/25/2034
576434-YL-2	MASTR ALTERNATE LOAN TRUST MALT 2004-12 5A4 6.000% 12/25/34		08/01/2021	Paydown		16,155	16,155	16,602	16,252		(97)		(97)		16,155				646	12/25/2034
576434-YL-2	MASTR ALTERNATE LOAN TRUST MALT 2004-12 5A4 6.000% 12/25/34		10/01/2021	Paydown		5,572	5,572	5,726	5,606		(33)		(33)		5,572				279	12/25/2034
576434-YL-2	MASTR ALTERNATE LOAN TRUST MALT 2004-12 5A4 6.000% 12/25/34		11/01/2021	Paydown		5,162	5,162	5,305	5,193		(31)		(31)		5,162				283	12/25/2034
576434-YL-2	MASTR ALTERNATE LOAN TRUST MALT 2004-12 5A4 6.000% 12/25/34		12/01/2021	Paydown		5,090	5,090	5,231	5,120		(31)		(31)		5,090				304	12/25/2034
59524E-AB-8	MID-ATLANTIC MILITARY CO MIDATL 5.24% 08/01/50		02/01/2021	Redemption		2,660	2,660	1,890	2,006		654		654		2,660				70	08/01/2050

ANNUAL STATEMENT FOR THE YEAR 2021 OF THE AMERICAN EQUITY INVESTMENT LIFE INSURANCE COMPANY OF NEW YORK

SCHEDULE D - PART 4

Showing All Long-Term Bonds and Stocks SOLD, REDEEMED or Otherwise DISPOSED OF During Current Year

1	2	3	4	5	6	7	8	9	10	Change In Book/Adjusted Carrying Value					16	17	18	19	20	21
										11	12	13	14	15						
CUSIP Identi- fication	Description	For- eign	Disposal Date	Name of Purchaser	Number of Shares of Stock	Con- sideration	Par Value	Actual Cost	Prior Year Book/ Adjusted Carrying Value	Unrealized Valuation Increase/ Decrease	Current Year's (Amor- tization)/ Accretion	Current Year's Other- Than- Temporary Impairment Recognized	Total Change in Book/ Adjusted Carrying Value (11+12-13)	Total Foreign Exchange Change in Book/ Adjusted Carrying Value	Book/ Adjusted Carrying Value at Disposal Date	Foreign Exchange Gain (Loss) on Disposal	Realized Gain (Loss) on Disposal	Total Gain (Loss) on Disposal	Bond Interest/ Stock Dividends Received During Year	Stated Con- tractual Maturity Date
59524E-AB-8	MID-ATLANTIC MILITARY CO MIDATL 5.24 08/01/50 5.240% 08/01/50		08/01/2021	Redemption 100.0000		2,225	2,225	1,581	1,678		547		547		2,225				117	08/01/2050
705322-AJ-4	PEDERNALES ELECTRIC COOP PEDELC 5.952 11/15/22 5.952% 11/15/22		11/01/2021	Tax Free Exchange		100,490	100,000	105,500	101,211		(721)		(721)		100,490				2,976	11/15/2022
705322-AK-1	PEDERNALES ELECTRIC COOP PEDELC 6.202 11/15/32 6.202% 11/15/32		11/01/2021	Tax Free Exchange		279,257	280,000	278,513	279,170		87		87		279,257				16,690	11/15/2032
718546-AC-8	PHILLIPS 66 PSX 4.3 04/01/22 4.300% 04/01/22		12/16/2021	Call 101.1322		404,529	400,000	439,932	406,304		(4,815)		(4,815)		401,488		(1,488)	(1,488)	23,520	04/01/2022
81748A-AA-2	SEQUOIA MORTGAGE TRUST SERIES 20203 CLASS A1 3.000% 04/25/50		01/01/2021	Paydown		19,569	19,569	19,972	19,962		(393)		(393)		19,569				49	04/25/2050
81748A-AA-2	SEQUOIA MORTGAGE TRUST SERIES 20203 CLASS A1 3.000% 04/25/50		02/01/2021	Paydown		20,650	20,650	21,075	21,065		(415)		(415)		20,650				103	04/25/2050
81748A-AA-2	SEQUOIA MORTGAGE TRUST SERIES 20203 CLASS A1 3.000% 04/25/50		03/01/2021	Paydown		19,717	19,717	20,124	20,114		(396)		(396)		19,717				148	04/25/2050
81748A-AA-2	SEQUOIA MORTGAGE TRUST SERIES 20203 CLASS A1 3.000% 04/25/50		04/01/2021	Paydown		26,169	26,169	26,708	26,695		(526)		(526)		26,169				262	04/25/2050
81748A-AA-2	SEQUOIA MORTGAGE TRUST SERIES 20203 CLASS A1 3.000% 04/25/50		05/01/2021	Paydown		18,496	18,496	18,878	18,868		(372)		(372)		18,496				231	04/25/2050
81748A-AA-2	SEQUOIA MORTGAGE TRUST SERIES 20203 CLASS A1 3.000% 04/25/50		06/01/2021	Paydown		14,110	14,110	14,401	14,394		(284)		(284)		14,110				212	04/25/2050
81748A-AA-2	SEQUOIA MORTGAGE TRUST SERIES 20203 CLASS A1 3.000% 04/25/50		07/01/2021	Paydown		12,715	12,715	12,977	12,970		(256)		(256)		12,715				223	04/25/2050
81748A-AA-2	SEQUOIA MORTGAGE TRUST SERIES 20203 CLASS A1 3.000% 04/25/50		08/01/2021	Paydown		13,009	13,009	13,277	13,270		(262)		(262)		13,009				260	04/25/2050
81748A-AA-2	SEQUOIA MORTGAGE TRUST SERIES 20203 CLASS A1 3.000% 04/25/50		09/01/2021	Paydown		9,175	9,175	9,365	9,360		(184)		(184)		9,175				206	04/25/2050
81748A-AA-2	SEQUOIA MORTGAGE TRUST SERIES 20203 CLASS A1 3.000% 04/25/50		10/01/2021	Paydown		7,160	7,160	7,308	7,304		(144)		(144)		7,160				179	04/25/2050
81748A-AA-2	SEQUOIA MORTGAGE TRUST SERIES 20203 CLASS A1 3.000% 04/25/50		11/01/2021	Paydown		16,357	16,357	16,694	16,686		(329)		(329)		16,357				450	04/25/2050
81748A-AA-2	SEQUOIA MORTGAGE TRUST SERIES 20203 CLASS A1 3.000% 04/25/50		12/01/2021	Paydown		12,293	12,293	12,546	12,540		(247)		(247)		12,293				369	04/25/2050
81748K-AA-0	SEQUOIA MORTGAGE TRUST SERIES 20202 CLASS A1 7.000% 03/25/50		01/01/2021	Paydown		48,221	48,221	49,411	49,382		(1,161)		(1,161)		48,221				141	03/25/2050
81748K-AA-0	SEQUOIA MORTGAGE TRUST SERIES 20202 CLASS A1 7.000% 03/25/50		02/01/2021	Paydown		33,200	33,200	34,020	33,999		(799)		(799)		33,200				194	03/25/2050
81748K-AA-0	SEQUOIA MORTGAGE TRUST SERIES 20202 CLASS A1 7.000% 03/25/50		03/01/2021	Paydown		33,307	33,307	34,129	34,109		(802)		(802)		33,307				291	03/25/2050
81748K-AA-0	SEQUOIA MORTGAGE TRUST SERIES 20202 CLASS A1 7.000% 03/25/50		04/01/2021	Paydown		42,942	42,942	44,002	43,976		(1,034)		(1,034)		42,942				501	03/25/2050
81748K-AA-0	SEQUOIA MORTGAGE TRUST SERIES 20202 CLASS A1 7.000% 03/25/50		05/01/2021	Paydown		21,259	21,259	21,784	21,771		(512)		(512)		21,259				310	03/25/2050
81748K-AA-0	SEQUOIA MORTGAGE TRUST SERIES 20202 CLASS A1 7.000% 03/25/50		06/01/2021	Paydown		19,403	19,403	19,882	19,871		(467)		(467)		19,403				340	03/25/2050
81748K-AA-0	SEQUOIA MORTGAGE TRUST SERIES 20202 CLASS A1 7.000% 03/25/50		07/01/2021	Paydown		20,877	20,877	21,392	21,380		(503)		(503)		20,877				426	03/25/2050
81748K-AA-0	SEQUOIA MORTGAGE TRUST SERIES 20202 CLASS A1 7.000% 03/25/50		08/01/2021	Paydown		12,033	12,033	12,330	12,323		(290)		(290)		12,033				281	03/25/2050
81748K-AA-0	SEQUOIA MORTGAGE TRUST SERIES 20202 CLASS A1 7.000% 03/25/50		09/01/2021	Paydown		21,045	21,045	21,565	21,552		(507)		(507)		21,045				552	03/25/2050
81748K-AA-0	SEQUOIA MORTGAGE TRUST SERIES 20202 CLASS A1 7.000% 03/25/50		10/01/2021	Paydown		20,729	20,729	21,241	21,229		(499)		(499)		20,729				605	03/25/2050
81748K-AA-0	SEQUOIA MORTGAGE TRUST SERIES 20202 CLASS A1 7.000% 03/25/50		11/01/2021	Paydown		8,700	8,700	8,915	8,909		(209)		(209)		8,700				279	03/25/2050
81748K-AA-0	SEQUOIA MORTGAGE TRUST SERIES 20202 CLASS A1 7.000% 03/25/50		12/01/2021	Paydown		6,794	6,794	6,962	6,958		(164)		(164)		6,794				238	03/25/2050
824348-BB-1	SHERWIN-WILLIAMS CO SHW 4.2 01/15/22 4.200% 01/15/22		10/15/2021	Call 100.0000		750,000	750,000	785,172	756,996		(6,996)		(6,996)		750,000				39,375	01/15/2022

ANNUAL STATEMENT FOR THE YEAR 2021 OF THE AMERICAN EQUITY INVESTMENT LIFE INSURANCE COMPANY OF NEW YORK

SCHEDULE D - PART 4

Showing All Long-Term Bonds and Stocks SOLD, REDEEMED or Otherwise DISPOSED OF During Current Year

1	2	3	4	5	6	7	8	9	10	Change In Book/Adjusted Carrying Value					16	17	18	19	20	21
										11	12	13	14	15						
CUSIP Identi- fication	Description	For- eign	Disposal Date	Name of Purchaser	Number of Shares of Stock	Con- sideration	Par Value	Actual Cost	Prior Year Book/ Adjusted Carrying Value	Unrealized Valuation Increase/ Decrease	Current Year's (Amor- tization)/ Accretion	Current Year's Other- Than- Temporary Impairment Recognized	Total Change in Book/ Adjusted Carrying Value (11+12-13)	Total Foreign Exchange Change in Book/ Adjusted Carrying Value	Book/ Adjusted Carrying Value at Disposal Date	Foreign Exchange Gain (Loss) on Disposal	Realized Gain (Loss) on Disposal	Total Gain (Loss) on Disposal	Bond Interest/ Stock Dividends Received During Year	Stated Con- tractual Maturity Date
82652N-AC-2	SIERRA RECEIVABLES FUNDING CO SERIES 20193A CLASS C 3.000% 07/15/38		01/23/2021	Paydown		11,260	11,260	11,259	11,259		1		1		11,260				28	07/15/2038
82652N-AC-2	SIERRA RECEIVABLES FUNDING CO SERIES 20193A CLASS C 3.000% 07/15/38		02/23/2021	Paydown		9,904	9,904	9,903	9,903		1		1		9,904				50	07/15/2038
82652N-AC-2	SIERRA RECEIVABLES FUNDING CO SERIES 20193A CLASS C 3.000% 07/15/38		03/23/2021	Paydown		9,159	9,159	9,158	9,158		1		1		9,159				69	07/15/2038
82652N-AC-2	SIERRA RECEIVABLES FUNDING CO SERIES 20193A CLASS C 3.000% 07/15/38		04/23/2021	Paydown		11,831	11,831	11,830	11,830		1		1		11,831				118	07/15/2038
82652N-AC-2	SIERRA RECEIVABLES FUNDING CO SERIES 20193A CLASS C 3.000% 07/15/38		05/23/2021	Paydown		8,623	8,623	8,622	8,622		1		1		8,623				108	07/15/2038
82652N-AC-2	SIERRA RECEIVABLES FUNDING CO SERIES 20193A CLASS C 3.000% 07/15/38		06/23/2021	Paydown		9,479	9,479	9,478	9,479		1		1		9,479				142	07/15/2038
82652N-AC-2	SIERRA RECEIVABLES FUNDING CO SERIES 20193A CLASS C 3.000% 07/15/38		07/23/2021	Paydown		10,926	10,926	10,925	10,925		1		1		10,926				191	07/15/2038
82652N-AC-2	SIERRA RECEIVABLES FUNDING CO SERIES 20193A CLASS C 3.000% 07/15/38		08/23/2021	Paydown		10,156	10,156	10,155	10,155		1		1		10,156				203	07/15/2038
82652N-AC-2	SIERRA RECEIVABLES FUNDING CO SERIES 20193A CLASS C 3.000% 07/15/38		09/23/2021	Paydown		8,919	8,919	8,918	8,918		1		1		8,919				201	07/15/2038
82652N-AC-2	SIERRA RECEIVABLES FUNDING CO SERIES 20193A CLASS C 3.000% 07/15/38		10/23/2021	Paydown		7,045	7,045	7,044	7,044		1		1		7,045				176	07/15/2038
82652N-AC-2	SIERRA RECEIVABLES FUNDING CO SERIES 20193A CLASS C 3.000% 07/15/38		11/23/2021	Paydown		7,854	7,854	7,854	7,854		1		1		7,854				216	07/15/2038
82652N-AC-2	SIERRA RECEIVABLES FUNDING CO SERIES 20193A CLASS C 3.000% 07/15/38		12/23/2021	Paydown		6,070	6,070	6,069	6,069		1		1		6,070				182	07/15/2038
83549S-AK-8	4.375% 11/01/21 SONOCO PRODUCTS CO SON 4 3/8 11/01/21		08/02/2021	Call	100.0000	875,000	875,000	901,154	876,916		(1,916)		(1,916)		875,000				28,711	11/01/2021
87233Q-AA-6	06/15/21 TC PIPELINES LP TCP 4.65 06/15/21		03/15/2021	Call	100.0000	1,000,000	1,000,000	1,048,480	1,001,321		(1,321)		(1,321)		1,000,000				11,625	06/15/2021
949831-AA-9	Wells Fargo Mortgage Backed Se SERIES 20193 CLASS A1 3.500% 07/25/49		01/01/2021	Paydown		34,889	34,889	35,717	35,698		(809)		(809)		34,889				102	07/25/2049
949831-AA-9	Wells Fargo Mortgage Backed Se SERIES 20193 CLASS A1 3.500% 07/25/49		02/01/2021	Paydown		18,893	18,893	19,342	19,332		(438)		(438)		18,893				110	07/25/2049
949831-AA-9	Wells Fargo Mortgage Backed Se SERIES 20193 CLASS A1 3.500% 07/25/49		03/01/2021	Paydown		21,023	21,023	21,523	21,511		(488)		(488)		21,023				184	07/25/2049
949831-AA-9	Wells Fargo Mortgage Backed Se SERIES 20193 CLASS A1 3.500% 07/25/49		04/01/2021	Paydown		20,757	20,757	21,250	21,238		(482)		(482)		20,757				242	07/25/2049
949831-AA-9	Wells Fargo Mortgage Backed Se SERIES 20193 CLASS A1 3.500% 07/25/49		05/01/2021	Paydown		27,262	27,262	27,909	27,894		(632)		(632)		27,262				398	07/25/2049
949831-AA-9	Wells Fargo Mortgage Backed Se SERIES 20193 CLASS A1 3.500% 07/25/49		06/01/2021	Paydown		18,368	18,368	18,805	18,794		(426)		(426)		18,368				322	07/25/2049
949831-AA-9	Wells Fargo Mortgage Backed Se SERIES 20193 CLASS A1 3.500% 07/25/49		07/01/2021	Paydown		8,457	8,457	8,658	8,654		(196)		(196)		8,457				173	07/25/2049
949831-AA-9	Wells Fargo Mortgage Backed Se SERIES 20193 CLASS A1 3.500% 07/25/49		08/01/2021	Paydown		5,286	5,286	5,412	5,409		(123)		(123)		5,286				123	07/25/2049
949831-AA-9	Wells Fargo Mortgage Backed Se SERIES 20193 CLASS A1 3.500% 07/25/49		09/01/2021	Paydown		18,765	18,765	19,211	19,200		(435)		(435)		18,765				493	07/25/2049
949831-AA-9	Wells Fargo Mortgage Backed Se SERIES 20193 CLASS A1 3.500% 07/25/49		10/01/2021	Paydown		11,218	11,218	11,484	11,478		(260)		(260)		11,218				327	07/25/2049
949831-AA-9	Wells Fargo Mortgage Backed Se SERIES 20193 CLASS A1 3.500% 07/25/49		11/01/2021	Paydown		7,130	7,130	7,299	7,295		(165)		(165)		7,130				229	07/25/2049
949831-AA-9	Wells Fargo Mortgage Backed Se SERIES 20193 CLASS A1 3.500% 07/25/49		12/01/2021	Paydown		5,266	5,266	5,391	5,388		(122)		(122)		5,266				184	07/25/2049
98419M-AB-6	XYLEM INC XYL 4 7/8 10/01/21 4.875% 10/01/21		10/01/2021	Maturity		750,000	750,000	796,095	755,059		(5,059)		(5,059)		750,000				36,563	10/01/2021
15135U-AG-4	CENOVUS ENERGY INC CVECN 3 08/15/22 3.000% 08/15/22	A	10/20/2021	Call	102.2148	766,611	750,000	749,993	750,000						750,000				43,173	08/15/2022
98417E-AK-6	GLENORE FINANCE CANADA GLENLN 4.95 11/15/21 4.950% 11/15/21	A	11/15/2021	Maturity		1,000,000	1,000,000	1,042,200	1,004,515		(4,515)		(4,515)		1,000,000				49,500	11/15/2021

ANNUAL STATEMENT FOR THE YEAR 2021 OF THE AMERICAN EQUITY INVESTMENT LIFE INSURANCE COMPANY OF NEW YORK

SCHEDULE D - PART 4

Showing All Long-Term Bonds and Stocks SOLD, REDEEMED or Otherwise DISPOSED OF During Current Year

1	2	3	4	5	6	7	8	9	10	Change In Book/Adjusted Carrying Value					16	17	18	19	20	21
										11	12	13	14	15						
CUSIP Identi- fication	Description	For- eign	Disposal Date	Name of Purchaser	Number of Shares of Stock	Con- sideration	Par Value	Actual Cost	Prior Year Book/ Adjusted Carrying Value	Unrealized Valuation Increase/ Decrease	Current Year's (Amor- tization)/ Accretion	Current Year's Other- Than- Temporary Impairment Recognized	Total Change in Book/ Adjusted Carrying Value (11+12-13)	Total Foreign Exchange Change in Book/ Adjusted Carrying Value	Book/ Adjusted Carrying Value at Disposal Date	Foreign Exchange Gain (Loss) on Disposal	Realized Gain (Loss) on Disposal	Total Gain (Loss) on Disposal	Bond Interest/ Stock Dividends Received During Year	Stated Con- tractual Maturity Date
02364W-BD-6	AMERICA MOVIL SAB DE CV ANXLM 3 1/8 07/16/22 3.125% 07/16/22	D	12/23/2021	Call	101.5318	761,488	750,000	696,398	738,965		6,921		6,921		745,886		4,114	4,114	45,147	07/16/2022
15032E-AJ-8	CEDAR FUNDING LTD CEDF 2017-8A D 3.372% 10/17/30	D	09/02/2021	Call	100.0000	500,000	500,000	500,000	500,000						500,000				15,235	10/17/2030
65023P-AJ-9	NEWARK BSL CLO 2 NBCLD 2017-1A C 3.774% 07/25/30	D	03/04/2021	Redemption	100.0000	500,000	500,000	500,000	500,000						500,000				6,872	07/25/2030
67575X-AE-1	OCTAGON INV PARTNERS 31 LTD OCT31 2017-1A C 2.532% 07/20/30	D	02/04/2021	Call	100.0000	250,000	250,000	250,000	250,000						250,000				1,946	07/20/2030
883310-AG-9	THAYER PARK CLO LTD THAYR 2017-1A C 3.832% 04/20/29	D	03/23/2021	Call	100.0000	500,000	500,000	500,000	500,000						500,000				8,385	04/20/2029
88434G-AG-0	WIND RIVER CLO LTD WINDR 2017-3A D 3.274% 10/15/30	D	04/29/2021	Call	100.0000	340,000	340,000	340,000	340,000						340,000				6,266	10/15/2030
902133-AK-3	TYCO ELECTRONICS GROUP S TEL 4 7/8 01/15/21 4.875% 01/15/21	D	01/15/2021	Maturity		750,000	750,000	799,058	750,250		(250)		(250)		750,000				18,281	01/15/2021
91889D-AC-0	VALARIS PLC VAL 8 01/31/24 8.000% 01/31/24	D	07/01/2021	Taxable Exchange		30,573	363,000	14,974	14,974						14,974		15,599	15,599		01/31/2024
92915Q-AL-7	VOYA CLO LTD VOYA 2017-3A C 3.682% 07/20/30	D	04/01/2021	Call	100.0000	300,000	300,000	300,000	300,000						300,000				5,122	07/20/2030
3899999. Subtotal - Bonds - Industrial and Miscellaneous (Unaffiliated)						21,814,866	22,049,914	21,863,758	21,518,513		104,379		104,379		21,622,887		35,566	35,566	815,917	XXX
8399997. Total - Bonds - Part 4						25,018,945	25,199,988	25,069,496	24,724,841		103,749		103,749		24,828,583		33,949	33,949	908,934	XXX
8399998. Total - Bonds - Part 5						100,000	100,000	97,745			85		85		97,831		2,169	2,169	2,976	XXX
8399999. Total - Bonds						25,118,945	25,299,988	25,167,241	24,724,841		103,834		103,834		24,926,414		36,118	36,118	911,910	XXX
8999997. Total - Preferred Stocks - Part 4							XXX													XXX
8999998. Total - Preferred Stocks - Part 5							XXX													XXX
8999999. Total - Preferred Stocks							XXX													XXX
9799997. Total - Common Stocks - Part 4							XXX													XXX
9799998. Total - Common Stocks - Part 5							XXX													XXX
9799999. Total - Common Stocks							XXX													XXX
9899999. Total - Preferred and Common Stocks							XXX													XXX
9999999 - Totals						25,118,945	XXX	25,167,241	24,724,841		103,834		103,834		24,926,414		36,118	36,118	911,910	XXX



## ANNUAL STATEMENT FOR THE YEAR 2021 OF THE AMERICAN EQUITY INVESTMENT LIFE INSURANCE COMPANY OF NEW YORK

## SCHEDULE D - PART 5

Showing All Long-Term Bonds and Stocks ACQUIRED During Year and Fully DISPOSED OF During Current Year

[illegible]

Schedule D-Part 6-Section 1-Valuation of Shares of Subsidiary, Controlled or Affiliated Companies

**N O N E**

Schedule D - Part 6 - Section 2

**N O N E**

Schedule DA - Part 1 - Short-Term Investments Owned

**N O N E**

Schedule DB - Part A - Section 1 - Options, Caps, Floors, Collars, Swaps and Forwards Open

**N O N E**

Schedule DB - Part A - Section 2 - Options, Caps, Floors, Collars, Swaps and Forwards Terminated

**N O N E**

Schedule DB - Part B - Section 1 - Futures Contracts Open

**N O N E**

Schedule DB - Part B - Section 1B - Brokers with whom cash deposits have been made

**N O N E**

Schedule DB - Part B - Section 2 - Futures Contracts Terminated

**N O N E**

Schedule DB - Part D - Section 1 - Counterparty Exposure for Derivative Instruments Open

**N O N E**

Schedule DB - Part D-Section 2 - Collateral for Derivative Instruments Open - Pledged By

**N O N E**

Schedule DB - Part D-Section 2 - Collateral for Derivative Instruments Open - Pledged To

**N O N E**

Schedule DB - Part E - Derivatives Hedging Variable Annuity Guarantees as of December 31 of  
Current Year

**N O N E**

Schedule DL - Part 1 - Reinvested Collateral Assets Owned

**N O N E**

Schedule DL - Part 2 - Reinvested Collateral Assets Owned

**N O N E**

ANNUAL STATEMENT FOR THE YEAR 2021 OF THE AMERICAN EQUITY INVESTMENT LIFE INSURANCE COMPANY OF NEW YORK

SCHEDULE E - PART 1 - CASH

1	2	3	4	5	6	7
Depository	Code	Rate of Interest	Amount of Interest Received During Year	Amount of Interest Accrued December 31 of Current Year	Balance	*
CITIBANK ..... NEW YORK, NY .....					115,170	XXX
JPMORGAN CHASE BANK ..... NEW YORK, NY .....					14,271	XXX
WEST BANK ..... WEST DES MOINES, IA .....					89,940	XXX
0199998 Deposits in ... depositories which do not exceed the allowable limit in any one depository (See instructions) - open depositories	XXX	XXX				XXX
0199999. Totals - Open Depositories	XXX	XXX			219,380	XXX
0299998 Deposits in ... depositories which do not exceed the allowable limit in any one depository (See instructions) - suspended depositories	XXX	XXX				XXX
0299999. Totals - Suspended Depositories	XXX	XXX				XXX
0399999. Total Cash on Deposit	XXX	XXX			219,380	XXX
0499999. Cash in Company's Office	XXX	XXX	XXX	XXX		XXX
.....						
.....						
.....						
.....						
.....						
.....						
.....						
.....						
.....						
0599999 Total - Cash	XXX	XXX			219,380	XXX

TOTALS OF DEPOSITORY BALANCES ON THE LAST DAY OF EACH MONTH DURING THE CURRENT YEAR

1. January.....	743,923	4. April.....	1,012,296	7. July.....	1,099,079	10. October.....	669,477
2. February.....	910,834	5. May.....	2,300,851	8. August.....	156,131	11. November.....	519,072
3. March.....	914,657	6. June.....	867,858	9. September.....	633,616	12. December.....	219,380

## SCHEDULE E - PART 2 - CASH EQUIVALENTS

[illegible]

Line Number	Book/Adjusted Carrying Value by NAIC Designation Category Footnote:						
1A	1A ...\$ .....	1B ...\$ .....	1C ...\$ .....	1D ...\$ .....	1E ...\$ .....	1F ...\$ .....	1G ...\$ .....
1B	2A ...\$ .....	2B ...\$ .....	2C ...\$ .....				
1C	3A ...\$ .....	3B ...\$ .....	3C ...\$ .....				
1D	4A ...\$ .....	4B ...\$ .....	4C ...\$ .....				
1E	5A ...\$ .....	5B ...\$ .....	5C ...\$ .....				
1F	6 ...\$ .....						

SCHEDULE E - PART 3 - SPECIAL DEPOSITS

		1	2	Deposits For the Benefit of All Policyholders		All Other Special Deposits	
				3	4	5	6
States, Etc.		Type of Deposit	Purpose of Deposit	Book/Adjusted Carrying Value	Fair Value	Book/Adjusted Carrying Value	Fair Value
1.	Alabama .....	AL					
2.	Alaska .....	AK					
3.	Arizona .....	AZ					
4.	Arkansas .....	AR					
5.	California .....	CA					
6.	Colorado .....	CO					
7.	Connecticut .....	CT					
8.	Delaware .....	DE					
9.	District of Columbia .....	DC					
10.	Florida .....	FL					
11.	Georgia .....	GA					
12.	Hawaii .....	HI					
13.	Idaho .....	ID					
14.	Illinois .....	IL					
15.	Indiana .....	IN					
16.	Iowa .....	IA					
17.	Kansas .....	KS					
18.	Kentucky .....	KY					
19.	Louisiana .....	LA					
20.	Maine .....	ME					
21.	Maryland .....	MD					
22.	Massachusetts .....	MA					
23.	Michigan .....	MI					
24.	Minnesota .....	MN					
25.	Mississippi .....	MS					
26.	Missouri .....	MO					
27.	Montana .....	MT					
28.	Nebraska .....	NE					
29.	Nevada .....	NV					
30.	New Hampshire .....	NH					
31.	New Jersey .....	NJ					
32.	New Mexico .....	NM					
33.	New York .....	NY	B. STATUTORY REQUIREMENT .....			403,697	500,500
34.	North Carolina .....	NC					
35.	North Dakota .....	ND					
36.	Ohio .....	OH					
37.	Oklahoma .....	OK					
38.	Oregon .....	OR					
39.	Pennsylvania .....	PA					
40.	Rhode Island .....	RI					
41.	South Carolina .....	SC					
42.	South Dakota .....	SD					
43.	Tennessee .....	TN					
44.	Texas .....	TX					
45.	Utah .....	UT					
46.	Vermont .....	VT					
47.	Virginia .....	VA					
48.	Washington .....	WA					
49.	West Virginia .....	WV					
50.	Wisconsin .....	WI					
51.	Wyoming .....	WY					
52.	American Samoa .....	AS					
53.	Guam .....	GU					
54.	Puerto Rico .....	PR					
55.	U.S. Virgin Islands .....	VI					
56.	Northern Mariana Islands .....	MP					
57.	Canada .....	CAN					
58.	Aggregate Alien and Other .....	OT					
59.	Subtotal	XXX	XXX			403,697	500,500
DETAILS OF WRITE-INS							
5801.							
5802.							
5803.							
5898.	Summary of remaining write-ins for Line 58 from overflow page	XXX	XXX				
5899.	Totals (Lines 5801 thru 5803 plus 5898)(Line 58 above)	XXX	XXX				

ALPHABETICAL INDEX

ANNUAL STATEMENT BLANK

Analysis of Increase in Reserves During The Year ..... 7.1

Analysis of Operations By Lines of Business ..... 6

Asset Valuation Reserve Default Component ..... 30

Asset Valuation Reserve Equity ..... 33

Asset Valuation Reserve Replications (Synthetic) Assets ..... 36

Asset Valuation Reserve ..... 29

Assets ..... 2

Cash Flow ..... 5

Exhibit 1 - Part 1 - Premiums and Annuity Considerations for Life and Accident and Health Contracts ..... 9

Exhibit 1 - Part 2 - Dividends and Coupons Applied, Reinsurance Commissions and Expense ..... 10

Exhibit 2 - General Expenses ..... 11

Exhibit 3 - Taxes, Licenses and Fees (Excluding Federal Income Taxes) ..... 11

Exhibit 4 - Dividends or Refunds ..... 11

Exhibit 5 - Aggregate Reserve for Life Contracts ..... 12

Exhibit 5 - Interrogatories ..... 13

Exhibit 5A - Changes in Bases of Valuation During The Year ..... 13

Exhibit 6 - Aggregate Reserves for Accident and Health Contracts ..... 14

Exhibit 7 - Deposit-Type Contracts ..... 15

Exhibit 8 - Claims for Life and Accident and Health Contracts - Part 1 ..... 16

Exhibit 8 - Claims for Life and Accident and Health Contracts - Part 2 ..... 17

Exhibit of Capital Gains (Losses) ..... 8

Exhibit of Life Insurance ..... 25

Exhibit of Net Investment Income ..... 8

Exhibit of Nonadmitted Assets ..... 18

Exhibit of Number of Policies, Contracts, Certificates, Income Payable and Account Values ..... 27

Five-Year Historical Data ..... 22

Form for Calculating the Interest Maintenance Reserve (IMR) ..... 28

General Interrogatories ..... 20

Jurat Page ..... 1

Liabilities, Surplus and Other Funds ..... 3

Life Insurance (State Page) ..... 24

Notes To Financial Statements ..... 19

Overflow Page For Write-ins ..... 57

Schedule A - Part 1 ..... E01

Schedule A - Part 2 ..... E02

Schedule A - Part 3 ..... E03

Schedule A - Verification Between Years ..... SI02

Schedule B - Part 1 ..... E04

Schedule B - Part 2 ..... E05

Schedule B - Part 3 ..... E06

Schedule B - Verification Between Years ..... SI02

Schedule BA - Part 1 ..... E07

Schedule BA - Part 2 ..... E08

Schedule BA - Part 3 ..... E09

Schedule BA - Verification Between Years ..... SI03

Schedule D - Part 1 ..... E10

Schedule D - Part 1A - Section 1 ..... SI05

Schedule D - Part 1A - Section 2 ..... SI08

Schedule D - Part 2 - Section 1 ..... E11

Schedule D - Part 2 - Section 2 ..... E12

Schedule D - Part 3 ..... E13

Schedule D - Part 4 ..... E14

Schedule D - Part 5 ..... E15

Schedule D - Part 6 - Section 1 ..... E16

Schedule D - Part 6 - Section 2 ..... E16

Schedule D - Summary By Country ..... SI04

Schedule D - Verification Between Years ..... SI03

Schedule DA - Part 1 ..... E17

Schedule DA - Verification Between Years ..... SI10

ANNUAL STATEMENT BLANK (Continued)

Schedule DB - Part A - Section 1 .....	E18
Schedule DB - Part A - Section 2 .....	E19
Schedule DB - Part A - Verification Between Years .....	SI11
Schedule DB - Part B - Section 1 .....	E20
Schedule DB - Part B - Section 2 .....	E21
Schedule DB - Part B - Verification Between Years .....	SI11
Schedule DB - Part C - Section 1 .....	SI12
Schedule DB - Part C - Section 2 .....	SI13
Schedule DB - Part D - Section 1.....	E22
Schedule DB - Part D - Section 2.....	E23
Schedule DB - Part E .....	E24
Schedule DB - Verification .....	SI14
Schedule DL - Part 1 .....	E25
Schedule DL - Part 2 .....	E26
Schedule E - Part 1 - Cash .....	E27
Schedule E - Part 2 - Cash Equivalents .....	E28
Schedule E - Part 2 - Verification Between Years .....	SI15
Schedule E - Part 3 - Special Deposits .....	E29
Schedule F .....	37
Schedule H - Accident and Health Exhibit - Part 1 .....	38
Schedule H - Part 2, Part 3 and Part 4 .....	39
Schedule H - Part 5 - Health Claims .....	40
Schedule S - Part 1 - Section 1 .....	41
Schedule S - Part 1 - Section 2 .....	42
Schedule S - Part 2 .....	43
Schedule S - Part 3 - Section 1 .....	44
Schedule S - Part 3 - Section 2 .....	45
Schedule S - Part 4 .....	46
Schedule S - Part 5 .....	47
Schedule S - Part 6.....	48
Schedule S - Part 7.....	49
Schedule T - Part 2 Interstate Compact .....	51
Schedule T - Premiums and Annuity Considerations .....	50
Schedule Y - Information Concerning Activities of Insurer Members of a Holding Company Group .....	52
Schedule Y - Part 1A - Detail of Insurance Holding Company System .....	53
Schedule Y - Part 2 - Summary of Insurer's Transactions With Any Affiliates .....	54
Schedule Y - Part 3 - Ultimate Controlling Party and Listing of Other U.S. Insurance Groups or Entities Under That Ultimate Controlling Party's Control .....	55
Summary Investment Schedule .....	SI01
Summary of Operations .....	4
Supplemental Exhibits and Schedules Interrogatories .....	56